



Where Learning Takes Shape.

2026 | Full Line Catalog






Where Learning Takes Shape.

Because great spaces don't just happen—they're built with intention.

At Marco, we believe that every piece of furniture plays a role in shaping how students learn and educators lead. From classrooms that encourage focus to libraries that invite exploration, and band rooms that support creativity—our spaces are built for real learning, real life, and real impact.

With precision manufacturing, American-made craftsmanship, and a commitment to integrity, we design products that do more than fill a room—they help shape the experience inside it.

Because when the environment is right, learning takes shape in powerful ways.





Pull up a chair— Let's talk Marco.

We've got a good story— and it starts with people who care about doing things right. For over 25 years, we've been more than a furniture manufacturer— we're a team of makers, problem-solvers, and do-the-right-thing kind of people. We build American-made products that move, adapt, and hold up to the real pace of education. From classrooms to commons, libraries to band rooms, we design with purpose and build with pride— so every space we touch helps learning take shape.



Contents

01 SEATING

Premier™ Stacking Chair	8
Nova™ Series Stacking Chair.....	9
Apex™ Series	10
MG1100 Series	12
Cushioned Swivel Stool.....	13
Minute™ Stool.....	14
Sonik® Soft Seating.....	16

02 DESKS & TABLES

Premier™ Series.....	26
Apex™ Series	28
Cue™ Collection.....	30
Instructor Stations	32
Premier™ Series.....	34
Apex™ Series	36
MG2200 Series Activity Tables	38
Multimedia Tables	40
Floor Tables	41
Flip & Nest Training Tables	42
T-Leg Desks & Tables.....	43
Meeting Tables	44
Café Tables.....	45
Discovery™ Workstation	46
GRAVIT8™ Table	47

03 STORAGE & ORGANIZATION

Summit™ Series.....	50
Horizon™ Series.....	52
Cubbie Storage.....	58
Cushion Caddies	59
Mobile Casegoods.....	60

04 LIBRARY

Modular Circulation Desk.....	66
Curved Mobile Bookcases.....	68
Bookcases	70

05 BANDSTOR™

Bandstor™ Collection	74
Uniform & Robe Storage	75
Instrument Storage.....	76
Mobile Instrument Racks	80
Mobile Workstations.....	81
Encore™ Cart	82
Folio Cabinets	84
Music Library System.....	86
Conductor's Podiums.....	87

06 ACCESSORIES

ShapeScapes™	90
Room Divider.....	91
Accessories	92

07 MATERIALS & FINISHES

Care & Maintenance	108
Terms & Conditions.....	110
Warranty Statement.....	110

Marco Group products are available on:



Visit madebymarco.net > Resources

Product Image and Color Disclaimer

Please be aware that the product images shown are for illustrative purposes only and may not be an exact representation of the actual product. While we make every effort to accurately display our products, there may be minor variations in color, design, and finish.

01

Seating

A Seat for Every Student. A Solution for Every Space.

Marco seating fits every age, every classroom, and every budget. From pre-K to higher ed, our chairs are built to move, adapt, and last— designed for real students in real learning environments. Pair them with our desks and tables for spaces that look great and work even harder. Because when the chair works, our students can too.



Scan Now
to Learn More





Premier™ Stacking Chair

Meet the Premier Chair—our most comfortable seat, built with students in mind.

With its signature four-sided waterfall edge, this chair isn't just ergonomic—it's adaptable. Whether students lean, twist, perch, or shift, the Premier moves with them, offering support from every angle. A thoughtful ledge on the back doubles as a casual armrest or easy-grab handle for quick stacking and classroom reconfiguring. The contoured back hugs the body just right, while the smooth finish makes cleanup a breeze.












Features



- Available in 16" and 18" heights
- Brackets are welded to underside of frame for added strength
- Legs are constructed of 1" tubular steel
- Nickel-plated, self-leveling nylon glides that reduce scratching and marring
- 4-sided waterfall edge
- Chairs stack 8-10 high

Finishes

Seat Colors - Standard

 Black	 Charcoal	 Navy
 Blue	 Blueberry	 Apple
 Red	 Orange	 Purple

Frame Colors

 Chrome
 Gray

Special order colors available with minimum order quantities. See "Materials & Finishes" section for more details.



Premier™ Series Stacking Chair
Model 43101

Nova™ Stacking Chair

Simple. Supportive. Built to last.

The Nova Chair delivers everyday comfort with ergonomic smarts—shaped to support proper posture and reduce fatigue, even through long learning blocks. Its contoured seat and back follow the natural curve of the body, keeping students focused and at ease.

Designed for real classrooms and real budgets, Nova is proof that you don't have to sacrifice quality to stay within reach. Tough enough for daily use. Smart enough for any space. Affordable enough for every school.



Features

- Available in 18" seat height
- One-piece molded polypropylene shell
- Frame constructed of 1" diameter 16-gauge tubular steel
- Legs are fully welded to two channel brackets for superior strength and durability
- Nickel-plated, self-leveling nylon glides that reduce scuffing and marring
- Stacks 8 high
- Sold only in quantities of 46

Finishes

Seat Colors - Standard



Black



Navy

Frame Color



Chrome



Nova™ Stacking Chair
Model N101U-18CR

Nova chair must be ordered in pallet quantities of 46 units. Pallets can not be broken up for smaller quantity orders. Please contact your RSE if you have any questions or concerns in placing an order for these chairs.

Apex™ Series

Comfort that keeps up.

The Apex Chair is designed for real classrooms and real students—those who lean back, shift forward, and need a seat that supports it all. With gentle flex and built-in lumbar support, Apex delivers comfort that moves with the learner, not against them.

Its modern shape isn't just for looks—it's made to fit students of all sizes and stand up to everyday wear.

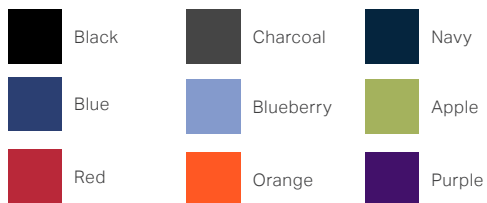


Features


- Available in 12", 14", 16" and 18" heights
- Polypropylene seat shell with flexible back
- Brackets are welded to underside of frame for added strength
- Legs are constructed of 1½" tubular steel and come in gray powder coat finish or chrome
- Nickel-plated, self-leveling nylon glides
- Chairs stack six high

Finishes

Seat Colors - Standard



Frame Colors



Special order colors available with minimum order quantities. See "Materials & Finishes" section for more details.

Marco holds a US patent for the innovative shape of all chairs in the Apex™ product line: US Design Patent Number D764850



18"
for grades
4-12

16"
for grades
2-4

14"
for grades
K-2

12"
for grades
pre-K-K

Apex™ Series
Stacking Chair
Model 38101



Apex™ Series Caster Chair

Model 38102

Apex series chair with 2" swivel casters for easier mobility. Available in 16" or 18" seat heights and come in 9 standard seat colors with chrome legs. Gray leg option available for 18" models.



Apex™ Series Cantilever Chair

Model 38301

Apex series chair with a modern cantilever leg design gives a modern and sleek look to the classic student chair. Chair can rest safely on the work surface when not in use. Available in 16" or 18" seat heights and come in 9 standard seat colors with chrome or gray legs.



Apex™ Series Adjustable Stool

Model 38201

Apex series chair on a tall 1 1/8" tubular steel frame with a chrome finish. Stool has a sturdy foot rest for leg comfort and nylon swivel glides. Legs are adjustable in height from (24-30 inches). Available in the 9 standard seat colors with chrome or gray legs.



Apex™ Series Gas Lift Task Chair

Model 38103

Apex series chair with a pneumatic lift for height adjustability and a 5-star base with 2" hooded swivel casters. Available in the 9 standard seat colors.



Apex™ Series Gas Lift Task Stool

Model 38203

Apex series chair with a pneumatic lift for height adjustability and a 5-star base with 2" hooded swivel casters and a chrome foot ring for improved leg comfort. Available in the 9 standard seat colors.

MG1100 Series

Marco's longest-running seating solution—
for good reason.

The MG1100 Chair has earned its place in classrooms for decades, delivering durability, comfort, and reliability day in and day out. Its signature V-back design offers natural spinal relief, while the waterfall seat edge supports the thighs for all-day learning. With clean lines, concealed rivets, and a tough steel bracket system, MG1100 is proof that simple, smart design never goes out of style.

MG1100 Series V-Back Stacking Chair

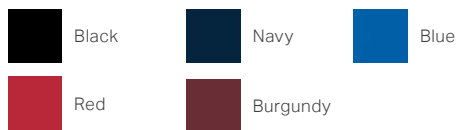
Model MG1101

Features


- Stacking chair available in 12", 14", 16" and 18" heights
- (12", 14" and 16" chairs) Legs are constructed of 1" tubular steel and come in chrome finish
- (18" chair) Legs are constructed of 1½" tubular steel and come in chrome finish
- Brackets are welded to underside of frame for added strength
- Nickel-plated, self-leveling nylon glides
- Chairs stack six high

Finishes

Seat Colors



Frame Color



Black and Burgundy colors not available for 12" chair models.



MG1100 Caster Chair

Model MG1141

MG1100 series chair with 2" swivel casters for easier mobility. Available in 18" chair height only.



MG1100 Gas Lift Task Chair

Model MG1182

MG1100 series chair with a pneumatic lift for height adjustability and a 5-star base with 2" hooded swivel casters.

Cushioned Swivel Stool

Comfort that turns with you.

Marco's Cushioned Swivel Stool is all about flexibility—literally. With adjustable seat heights from 22" to 30", it's built to move between spaces and support a range of users with ease. The 20" wide base adds extra stability, while 4½" of foam padding makes for a surprisingly plush perch. Available in your choice of standard or special-order textiles and finished with a sleek swivel base in brushed nickel or chrome, this stool is as comfortable as it is customizable.


From classrooms to labs to makerspaces, it's seating that does more than sit still.

Features


- 18" diameter and 4½" thick foam seat upholstered with durable textile cover
- Seat adjusts from 22" to 30" height
- Seat swivels 360 degrees
- Adjustable height foot ring in chrome or gray powder coat finish
- 20" steel base in chrome or gray powder coat finish
- 245 lb. weight capacity

Finishes

Standard Textile Options (Special order textiles also available.)



Base Options



Cushioned Swivel Stool

Model	Dimensions
L001	20"W × 20"D × 22-30"H



Minute™ Stool

Sit for a moment. Stay for what matters.

The Minute Stool is designed for quick comfort and easy access—perfect for those in-between moments of learning. Available in multiple sizes, it supports different postures, from a fast perch to a focused sit.

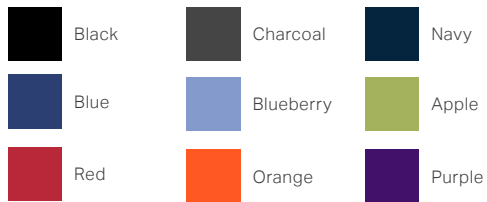
With built-in storage below, backpacks and books stay neatly stashed and out of the way. Lightweight yet durable, the Minute Stool proves that even the simplest seat can shape a better classroom. Smart seating for every learning minute.

Features

- Polypropylene seat
- Oval shaped steel legs with powder coat finish
- Height adjustable from 24" to 30" seat height
- Steel wire basket with powder coat finish
- Self-leveling nylon glides

Finishes

Seat Colors - Standard



Frame Color



Minute™ Stool

Model	Dimensions
M002	16.2"W × 18.5"D × 24-30"H

Special order colors available with minimum order quantities. See "Materials & Finishes" section for more details.

Please be aware that the product images shown here are for illustrative purposes only and may not be an exact representation of the actual product. While we make every effort to accurately display our products, there may be minor variations in color, design, and finish.

Ottomans & Benches

Soft seating that shapes space your way.


Sonik Ottomans and Benches offer flexible, functional seating for busy learning environments. With a variety of shapes—rectangles, squares, triangles, and curves—it's easy to create layouts that fit your space and support collaboration. Durable wood construction, foam padding, and wipeable textiles stand up to everyday use. Choose from 16" or 18" seat heights, with standard glides or optional casters to keep things moving.

Features

- Wood base
- Polyester foam padding
- High durability textile cover
- 1½" bell-shaped glides
- Optional casters available



Learn more about Marco's soft seating assortment online.



Triangle Ottoman

Model	Dimensions
LF1550	21"W × 21"D × 16"H
LF1551	21"W × 21"D × 18"H



Round Ottoman

Model	Dimensions
LF1510	19"W × 19"D × 16"H
LF1511	19"W × 19"D × 18"H



Square Ottoman

Model	Dimensions
LF1520	19"W × 19"D × 16"H
LF1521	19"W × 19"D × 18"H



Hexagon Ottoman

Model	Dimensions
LF1530	36"W × 31 1/4"D × 16"H
LF1531	36"W × 31 1/4"D × 18"H



Rectangle Floor Bench

Model	Dimensions
LF1204	46"W × 12"D × 5"H




Rectangle Bench

Model	Dimensions
LF1201	48"W × 19"D × 16"H
LF1202	48"W × 19"D × 18"H


Finishes

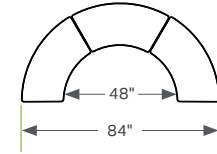
Standard Textile Options



Special order textiles also available. See "Materials & Finishes" section for more details.

Optional Accessories

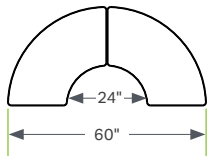




60° Curve OD Ottoman

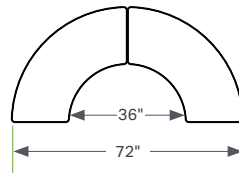
Model	Dimensions
LF1262	36"W × 18"D × 16"H
LF1263	36"W × 18"D × 18"H

These models fit with our curved bookcases as shown in the library image.



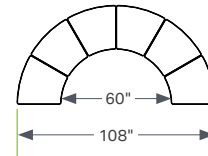
24° Curve Ottoman

Model	Dimensions
LF1240	42"W × 18"D × 16"H
LF1241	42"W × 18"D × 18"H



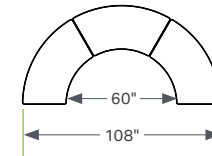
36° Curve Ottoman

Model	Dimensions
LF1250	54"W × 18"D × 16"H
LF1251	54"W × 18"D × 18"H



30° Curve Ottoman

Model	Dimensions
LF1252	27.4"W × 24"D × 16"H
LF1253	27.4"W × 24"D × 18"H



60° Curve Ottoman

Model	Dimensions
LF1254	53.2"W × 24"D × 16"H
LF1255	53.2"W × 24"D × 18"H

Soft Seating with Rocker Base

Let them move—and stay focused.

Designed for active learners, the Sonik Floor Rocker and Round Ottoman with Rocker Base offer gentle front-to-back and side-to-side motion to help students stay engaged. The Floor Rocker's low-profile, lightweight design makes it perfect for early learning, reading corners, or calm-down spaces. A smart alternative to traditional seating, these rocking seat options give students the freedom to move while staying grounded.



Round Ottoman


Model	Dimensions
LF1510	19"W × 19"D × 16"H
LF1511	19"W × 19"D × 18"H

Floor Rocker

Model	Dimensions
LF1512	18"W × 18"D × 6"H

Finishes

Standard Textile Options



Special order textiles also available. See "Materials & Finishes" section for more details.

Marco holds a US patent for the capability of attaching a wobble base to our Sonik™ Soft Seating ottomans. This allows our ottoman to be stationary (with standard glides), mobile (by replacing the glides with casters), or a wobble stool (by adding the base); US Utility Patent Number 11,213,129

Flower Set

Designed to blossom in any learning space.

With six Petal Ottomans and one 30" Round Ottoman, the Sonik Flower Set creates a fun, functional hub for group activities and collaboration. Arrange it as a complete flower or break it apart for flexible seating that fits your space and your students.

Built with durable foam, wood base, and easy-clean textile, it's ready for everyday use in high-energy environments. A vibrant way to support movement, engagement, and creativity—wherever learning happens.



Flower Set

MODEL	DESCRIPTION
LF9014	16" height set includes (6) Petal Ottomans & (1) 30" Round Ottoman
LF9015	18" height set includes (6) Petal Ottomans & (1) 30" Round Ottoman

Features

- Wood base
- Polyester foam padding
- High durability textile cover
- 1.5" bell-shaped glides
- Optional Casters available


Optional Accessories



Caster
Model 98-1007

Finishes

Standard Textile Options



Special order textiles also available. See "Materials & Finishes" section for more details.



30" Round Ottoman

MODEL	DIMENSIONS
LF1513	30"W × 30"D × 16"H
LF1514	30"W × 30"D × 18"H



Petal Ottoman

MODEL	DIMENSIONS
LF1540	18"W × 16"D × 16"H
LF1541	18"W × 16"D × 18"H

Armless Chairs


Simple shape. Endless possibilities.

The Sonik Armless Chair offers flexible comfort for any setting—perfect for creating space to focus, connect, or just take a breather. Arrange pieces in straight lines, circles, angles, or curves to shape the room your way. Available in 16" or 18" seat heights with standard glides or optional casters for easy reconfiguration.



Finishes

Standard Textile Options (Special order textiles also available.)



Special order textiles also available. See "Materials & Finishes" section for more details.



Single Chair

MODEL	DIMENSIONS
LF1003	22"W × 29.3"D × 33.3"H
LF1004	22"W × 29.3"D × 35.3"H



Inner Wedge Chair

MODEL	DIMENSIONS
LF1022	22"W × 29.3"D × 33.3"H
LF1023	25.4"W × 29.3"D × 35.3"H



Outer Wedge Chair

MODEL	DIMENSIONS
LF1032	22"W × 29.3"D × 33.3"H
LF1033	22"W × 29.3"D × 35.3"H

Conversation Station

Sit Together – Stay Connected

The Conversation Station creates a smarter way to sit—two chairs joined by a shared table for comfort, posture, and a place to keep belongings close at hand. Whether it’s a commons area, library, or lecture hall, this setup gives people the freedom to sit side by side while choosing their own pace—listening, studying, or just pausing between classes. With American-made durability and a design that feels relaxed yet purposeful, the Conversation Station makes every space more versatile.













Conversation Station

MODEL	DIMENSIONS
LF9016	59"W × 30"D × 34.8"H



Finishes

Standard Textile Options

 Bazaar	 Imperial	 Acid	 Lagoon	 Marine Blue
 Blackberry	 Jet	 Plata	 Storm	 Carbon

Special order textiles also available.
See "Materials & Finishes" section for more details.

See "Materials & Finishes" section for full line of cabinet laminate options.


Step Series

Tiered seating that brings students together.

The Sonik Step Series is made for gathering—perfect for collaborative zones, presentations, or shared learning spaces. With 2-step, 3-step, inside and outside corner options, it's easy to build layouts that fit your space and support the way students interact.

Finishes

Standard Textile Options (Special order textiles also available.)



Special order textiles also available. See "Materials & Finishes" section for more details.



2-Step

MODEL	DIMENSIONS
LF1810	36"W × 40"D × 34"H



3-Step

MODEL	DIMENSIONS
LF1910	36"W × 40"D × 34"H



2-Step Outside Corner

MODEL	DIMENSIONS
LF1821	40"W × 40"D × 34"H



2-Step Inside Corner

MODEL	DIMENSIONS
LF1820	40"W × 40"D × 34"H

Platform Tables

Made to match. Built to support.

Sonik Platform Tables pair perfectly with Sonik seating, creating durable, low-profile surfaces for reading, writing, or regrouping.

With sturdy melamine tops, padded wood bases, and easy-clean textiles, they're as tough as they are versatile—designed to blend in, stand up, and bring everything together.



Curve Ottomans sold separately

Round Table

MODEL	DIMENSIONS
LF2666	48"W × 48"D × 26"/29"H



Square Ottomans sold separately

Square Table

MODEL	DIMENSIONS
LF2616	48"W × 48"D × 26"/29"H

Accessories




Pop-Up Power Module

Has 2-AC Outlets and 2-USB Ports

Must be ordered with table so hole can be cut to fit.

Finishes

Standard Textile Options



Special order textiles also available. See "Materials & Finishes" section to see other textile options and also our full line of tabletop laminate options.

madebymarco.net



Round Ottomans sold separately

Hexagon Table

MODEL	DIMENSIONS
LF2653	64"W × 55½"D × 26"/29"H

02

Desks & Tables

Smart Surfaces. Solid Foundations.

Marco desks and tables are built to adapt— whether students are collaborating, focusing, or somewhere in between.

From flexible group tables to individual desks, our collection is designed to mix, match, and move with ease. Adjustable legs, dry-erase surfaces, bold edge banding, and thoughtful additions like backpack hooks and book boxes make every detail count. Shape the space. Set the pace. Let learning lead.



Scan Now
to Learn More





Premier™ Series

Modern style. Marco strength.

The Premier™ Series Desk brings a sleek, rounded-leg design to the classroom—offering a more contemporary look with the same rugged performance educators rely on. With steel-on-steel mountings, thermally fused melamine tops, and optional color edge banding, it's a durable, design-forward solution that's built to last and made to move.

Features

- Top constructed of 11/8" particleboard with thermally fused melamine surface on both sides
- Thermally fused 3mm PVC edge banding
- Pre-drilled holes for easy leg assembly
- Upper leg constructed of 16-gauge, 2" round steel mounted on a 12-gauge steel plate, fully coated with a powder coat finish
- Lower adjustable leg constructed of 16-gauge steel with a chrome-plated finish, tapped at 1" intervals for adjustment from (21"– 31") or (32"–42") leg heights
- Adjustable nylon glides allow for easy floor leveling



Scan Now

View desk configuration options and more online.




Finishes


Laminates (Available with matching or colored edge band)



Dry Erase Laminates (Available with colored edge band)



Optional Edge Band Colors



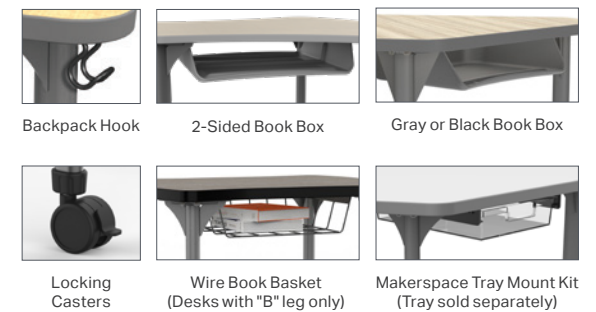
Leg Colors



Leg Sizes



Accessories (Sold Separately)





Premier™ Curve

MODEL	DIMENSIONS
43-2291	28"W × 24"D



Premier™ Contour

MODEL	DIMENSIONS
43-2310	28"W × 24"D



Premier™ Gem

MODEL	DIMENSIONS
43-2271	29¾"W × 33½"D



Premier™ Triangle

MODEL	DIMENSIONS
43-2272	41"W × 23"D



Premier™ Rectangle

MODEL	DIMENSIONS
43-2223	30"W × 20"D
43-2220	36"W × 20"D
43-2229	30"W × 24"D
43-2224	36"W × 24"D



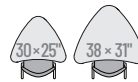
Premier™ Flare

MODEL	DIMENSIONS
43-2274	30"W × 24"D



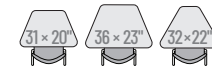
Premier™ Chevron

MODEL	DIMENSIONS
43-2290	38"W × 31"D
43-2292	30"W × 25"D



Premier™ Trapezoid

MODEL	DIMENSIONS
43-2283	31"W × 20"D
43-2284	36"W × 23"D
43-2285	32"W × 22"D



Apex™ Series

Built for the way students learn.

The Apex Series Desk brings flexibility to the forefront with adjustable legs, space-conscious shapes, and smart add-ons that support real classroom needs. From solo focus to group work, it's easy to configure and easy to customize—with multiple laminates, edge banding colors, and optional bookboxes, casters, and hooks. Compact, adaptable, and always ready to work.

Features

- Top constructed of 11/8" particleboard with thermally fused melamine surface on both sides
- Thermally fused 3mm PVC edge banding
- Pre-drilled holes for easy leg assembly
- Upper leg constructed of 16-gauge, 2" round steel mounted on a 12-gauge steel plate, fully coated with a powder coat finish
- Lower adjustable leg constructed of 16-gauge steel with a durable powder coat finish, tapped at 1" intervals for adjustment from (17"- 24") or (21"-30") leg heights
- Adjustable nylon glides allow for easy floor leveling













Scan Now

View desk configuration options and more online.










Finishes










Laminates (Available with matching or colored edge band)

 Fusion Maple	 Pewter Mesh	 New Age Oak
 High Rise	 Solar Oak	 Asian Night
 Gray Nebula	 Wild Cherry	 Boardwalk Oak
 Weathered Teak		



Dry Erase Laminates (Available with colored edge band)

 Glacier White	 Inspid	 Mirage
 Evergreen Mist	 Ocean	 Tsunami
 HPL White Dry Erase		

Optional Edge Band Colors

 Black	 Blue	 Red
 Gray	 Apple	 Orange
 Navy	 Blueberry	 Purple

Leg Colors

 Black	 Gray
---	---

Leg Sizes



Accessories (Sold Separately)





Apex™ Curve

MODEL	DIMENSIONS
38-2291	28"W × 24"D



Apex™ Contour

MODEL	DIMENSIONS
38-2310	28"W × 24"D



Apex™ Gem

MODEL	DIMENSIONS
38-2271	29¾"W × 33½"D



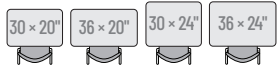
Apex™ Triangle

MODEL	DIMENSIONS
38-2272	41"W × 23"D



Apex™ Rectangle

MODEL	DIMENSIONS
38-2223	30"W × 20"D
38-2220	36"W × 20"D
38-2229	30"W × 24"D
38-2224	36"W × 24"D



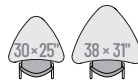
Apex™ Flare

MODEL	DIMENSIONS
38-2274	30"W × 24"D



Apex™ Chevron

MODEL	DIMENSIONS
38-2290	38"W × 31"D
38-2292	30"W × 25"D



Apex™ Trapezoid

MODEL	DIMENSIONS
38-2283	31"W × 20"D
38-2284	36"W × 23"D
38-2285	32"W × 22"D



Cue™ Collection

Move freely. Teach your way.

The Cue Collection puts control in your hands with a height-adjustable desk and mobile podium that flex to fit your teaching style. The podium rolls easily for small group work, one-on-one collaboration, or front-of-class instruction—and reconnects magnetically to form a steady, all-in-one workspace.

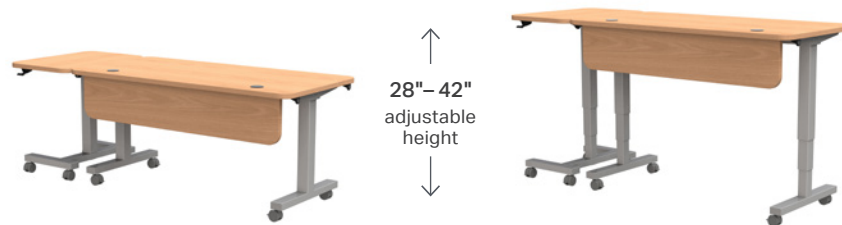
Pneumatic adjustment. Smooth mobility. Built to move with you, not against you.

Features

- Top constructed of 1½" particleboard with thermally fused melamine surface on both sides
- Thermally fused 3mm PVC edge banding
- Steel leg frame with black or gray powder coat finish
- Lever-activated pneumatic air cylinder raises or lowers desk and podium from 28" to 42" tabletop heights
- Integrated magnets provide secure connection of podium to either side of the desk
- 2½" locking swivel casters for easy mobility

Finishes

See "Materials & Finishes" section for full line of laminate options.



↑
28" – 42"
adjustable
height
↓

Pneumatic lift raises and lowers desk and podium from 28" to 42" heights. No power necessary and no messy cords.

Optional Storage



2-Drawer Mobile Cabinet

MODEL	DIMENSIONS
371708	16"W x 21.5"D x 24"H



3-Drawer Mobile Cabinet

MODEL	DIMENSIONS
371710	16"W x 21.5"D x 28"H

Note: Desk height must be 31.5" or higher to fit 3-drawer cabinet underneath.



Podium Cabinet

MODEL	DIMENSIONS
371709	24"W x 10"D x 14"H



Pneumatic Podium

MODEL	DIMENSIONS
372104	30"W x 20"D x 28" – 42"H



Pneumatic Desk

MODEL	DIMENSIONS
371306	60"W x 30"D x 28" – 42"H



Left side attachment



Podium attaches to either side of desk with integrated magnet system



Right side attachment

Instructor Stations

A classic, built to lead.

Our Instructor Stations are more than furniture—they are the command center for inspired teaching. Built with a durable laminate surface, smooth-gliding trays, and heavy-duty locking casters, it brings trusted performance and lasting organization to the heart of every classroom.

Clean. Strong. Reliable. Just like the educators who use it.

Features

- ¾" thick particleboard substrate with thermally fused laminate surface on both sides
- 3mm PVC edge banding
- 3" black heavy duty locking casters
- Engineering grade ABS plastic trays and guides
- Includes (3) 3" trays and (1) 9" file tray

Doors Include:

- 270° swing 5 knuckle institutional hinges
- Color-matched hardened plastic door handles
- Keyed door lock



Finishes

See "Materials & Finishes" section for full line of laminate options.



Accessories (sold separately)



Pencil Drawer

Five compartment plastic tray with ball bearing steel slides
Model 98-1028



Left side cabinet comes with (3) 3" storage trays and (1) 9" storage tray with glides



Right side cabinet has (2) adjustable shelves

Dual Cabinet Teacher's Desk

MODEL	DIMENSIONS
37-1305-31	60"W × 29½"H × 30"D



Right Side Cabinet Teacher's Desk

MODEL	DIMENSIONS
37-1304R-31	60"W × 29½"H × 30"D



Cabinet comes with (3) 3" storage trays and (1) 9" storage tray with glides



Left Side Cabinet Teacher's Desk

MODEL	DIMENSIONS
37-1304L-31	60"W × 29½"H × 30"D

Premier™ Series

Strength you can count on.

The Premier Table Series combines clean design with classroom-tough construction. Adjustable round legs offer a modern look with reliable steel-on-steel mounting, while built-in stretchers and leveling glides keep things steady.

Features

- Top constructed of 1½" particleboard with thermally fused melamine surface on both sides
- Thermally fused 3mm PVC edge banding
- Upper leg constructed of 16-gauge, 2" round steel mounted on a 12-gauge steel plate with a powder coat finish
- Lower adjustable leg constructed of 16-gauge steel with a chrome-plated finish, tapped at 1" intervals for adjustment from (21"– 31") or (32"–42") leg heights
- 16-gauge 1" square tubular steel stretcher attached to all tables 54" in length or longer
- Adjustable nylon glides allow for easy floor leveling

Accessories (Sold Separately)



Backpack Hook

2-Sided Book Box

Locking Casters


Gray or Black Book Box

Finishes

See "Materials & Finishes" section for full line of laminate options.



Leg Colors



Rectangle

MODEL	DIMENSIONS
43-2221	54"W × 20"D
43-2222	60"W × 20"D
43-2224	36"W × 24"D
43-2226	48"W × 24"D
43-2225	54"W × 24"D
43-2228	60"W × 24"D
43-2230	72"W × 24"D
43-2236	48"W × 30"D
43-2237	60"W × 30"D
43-2238	72"W × 30"D
43-2246	48"W × 36"D
43-2249	54"W × 36"D
43-2247	60"W × 36"D
43-2248	72"W × 36"D
43-2250	60"W × 42"D



Hexagon

MODEL	DIMENSIONS
43-2254	54½"W × 48"D



Clover

MODEL	DIMENSIONS
43-2265	48"W × 48"D



Wave Half Round

MODEL	DIMENSIONS
43-2252	54"W × 30"D



Half Round

MODEL	DIMENSIONS
43-2277	48"W × 24"D
43-2278	60"W × 30"D

Leg Sizes



SITTING HEIGHT LEG adjust from 21"– 31"

STANDING HEIGHT LEG adjust from 32"– 42"



Scoop

MODEL	DIMENSIONS
43-2296	48"W × 38"D



Veer

MODEL	DIMENSIONS
43-2255	60"W × 30"D



Triad

MODEL	DIMENSIONS
43-2264	48"W × 48"D



Delta

MODEL	DIMENSIONS
43-2251	60"W × 60"D



Half Moon

MODEL	DIMENSIONS
43-2279	72"W × 36"D



Horseshoe

MODEL	DIMENSIONS
43-2227	72"W × 48"D
43-2270	66"W × 60"D



Trapezoid

MODEL	DIMENSIONS
43-2276	48"W × 24"D
43-2287	60"W × 30"D



5-Star

MODEL	DIMENSIONS
43-2280	48"W × 48"D
43-2281	60"W × 60"D



6-Star

MODEL	DIMENSIONS
43-2282	60"W × 60"D



Flower

MODEL	DIMENSIONS
43-2208	60"W × 60"D



Square

MODEL	DIMENSIONS
43-2212	36"W × 36"D
43-2214	42"W × 42"D
43-2216	48"W × 48"D



Wave

MODEL	DIMENSIONS
43-2257	60"W × 24"D
43-2258	54"W × 30"D
43-2259	60"W × 30"D



Kidney

MODEL	DIMENSIONS
43-2267	72"W × 36"D
43-2268	72"W × 48"D



Round

MODEL	DIMENSIONS
43-2244	36"W × 36"D
43-2245	42"W × 42"D
43-2266	48"W × 48"D
43-2207	60"W × 60"D



Section

MODEL	DIMENSIONS
43-2294	40"W × 30"D
43-2295	50"W × 35"D

Apex™ Series

Everyday durability. Classroom-ready flexibility.

The Apex Table is built to support active learning with clean, round adjustable legs and a tough, thermally fused laminate top. Height adjusts from 21" to 30" in 1" increments to accommodate students of all ages, and pre-drilled holes make assembly quick and easy.

Features

- Top constructed of 1½" particleboard with thermally fused melamine surface on both sides
- Thermally fused 3mm PVC edge banding
- 16-gauge 1" square tubular steel stretcher attached to all tables 54" in length or longer
- Four 16-gauge steel legs mounted on a 12-gauge steel plate, fully coated with a durable powder coat finish
- Lower adjustable legs constructed of 16-gauge steel with a durable powder coat finish, tapped at 1" intervals for adjustment from (17"- 24") or (21"-30") leg heights
- Nickel-plated nylon swivel glides standard

Accessories (Sold Separately)



Backpack Hook



2-Sided Book Box



Locking Casters



Gray or Black Book Box

Finishes

See "Materials & Finishes" section for full line of laminate options.



Leg Colors

- Black
- Gray



Rectangle

MODEL	DIMENSIONS
38-2221	54"W × 20"D
38-2222	60"W × 20"D
38-2224	36"W × 24"D
38-2226	48"W × 24"D
38-2225	54"W × 24"D
38-2228	60"W × 24"D
38-2230	72"W × 24"D
38-2236	48"W × 30"D
38-2237	60"W × 30"D
38-2238	72"W × 30"D
38-2246	48"W × 36"D
38-2249	54"W × 36"D
38-2247	60"W × 36"D
38-2248	72"W × 36"D
38-2250	60"W × 42"D



Hexagon

MODEL	DIMENSIONS
38-2254	54½"W × 48"D



Clover

MODEL	DIMENSIONS
38-2265	48"W × 48"D



Wave Half Round

MODEL	DIMENSIONS
38-2252	54"W × 30"D



Half Round

MODEL	DIMENSIONS
38-2277	48"W × 24"D
38-2278	60"W × 30"D

Leg Sizes



TODDLER LEG
adjust from
17" - 24"

STANDARD LEG
adjust from
21" - 30"



Scoop

MODEL	DIMENSIONS
38-2296	48"W x 38"D



Veer

MODEL	DIMENSIONS
38-2255	60"W x 30"D



Triad

MODEL	DIMENSIONS
38-2264	48"W x 48"D



Delta

MODEL	DIMENSIONS
38-2251	60"W x 60"D



Half Moon

MODEL	DIMENSIONS
38-2279	72"W x 36"D



Horseshoe

MODEL	DIMENSIONS
38-2227	72"W x 48"D
38-2270	66"W x 60"D



Trapezoid

MODEL	DIMENSIONS
38-2276	48"W x 24"D
38-2287	60"W x 30"D



5-Star

MODEL	DIMENSIONS
38-2280	48"W x 48"D
38-2281	60"W x 60"D



6-Star

MODEL	DIMENSIONS
38-2282	60"W x 60"D



Flower

MODEL	DIMENSIONS
38-2208	60"W x 60"D



Square

MODEL	DIMENSIONS
38-2212	36"W x 36"D
38-2214	42"W x 42"D
38-2216	48"W x 48"D



Wave

MODEL	DIMENSIONS
38-2257	60"W x 24"D
38-2258	54"W x 30"D
38-2259	60"W x 30"D



Kidney

MODEL	DIMENSIONS
38-2267	72"W x 36"D
38-2268	72"W x 48"D



Round

MODEL	DIMENSIONS
38-2244	36"W x 36"D
38-2245	42"W x 42"D
38-2266	48"W x 48"D
38-2207	60"W x 60"D



Section Table

MODEL	DIMENSIONS
38-2294	40"W x 30"D
38-2295	50"W x 35"D

MG2200 Series

Tough tables for everyday use.

The MG2200 Series is a dependable, all-purpose table made to handle the hustle of classrooms, meeting rooms, and office spaces. With a 1½" thick thermally fused laminate top and durable 3mm PVC edge banding, it delivers a seamless, easy-to-clean surface—no cracking, no peeling, no T-molding.

Features

- Top constructed of 1½" particleboard with thermally fused melamine surface on both sides
- Thermally fused 3mm PVC edge banding
- Upper leg constructed of 18-gauge, 1½" round steel welded to 16-gauge steel plate with ¼" diameter steel wire v-bracing
- Upper legs are fully coated with a powder coat finish
- Lower adjustable leg constructed of 18-gauge steel with a chrome-plated finish, tapped at 1" intervals for adjustment from (16"– 24" heights) or (21"– 30" heights)
- 16-gauge 1" square tubular steel stretcher attached to all tables 54" in length or longer
- Adjustable nylon glides allow for easy floor leveling

Finishes

See "Materials & Finishes" section for full line of laminate options.



Leg Colors

- Black
- Gray



Rectangle

MODEL	DIMENSIONS
MG2221	54"W × 20"D
MG2222	60"W × 20"D
MG2224	36"W × 24"D
MG2226	48"W × 24"D
MG2225	54"W × 24"D
MG2228	60"W × 24"D
MG2230	72"W × 24"D
MG2236	48"W × 30"D
MG2237	60"W × 30"D
MG2238	72"W × 30"D
MG2246	48"W × 36"D
MG2249	54"W × 36"D
MG2247	60"W × 36"D
MG2248	72"W × 36"D
MG2250	60"W × 42"D



Hexagon

MODEL	DIMENSIONS
MG2254	54½"W × 48"D



Clover

MODEL	DIMENSIONS
MG2265	48"W × 48"D



Wave Half Round

MODEL	DIMENSIONS
MG2252	54"W × 30"D



Half Round

MODEL	DIMENSIONS
MG2277	48"W × 24"D
MG2278	60"W × 30"D

Leg Sizes

TODDLER LEG
adjust from
16"– 24"



STANDARD LEG
adjust from
21"– 30"



Scoop

MODEL	DIMENSIONS
MG2296	48"W × 38"D



Veer

MODEL	DIMENSIONS
MG2255	60"W × 30"D



Triad

MODEL	DIMENSIONS
MG2264	48"W × 48"D



Delta

MODEL	DIMENSIONS
MG2251	60"W × 60"D



Half Moon

MODEL	DIMENSIONS
MG2279	72"W × 36"D



Horseshoe

MODEL	DIMENSIONS
MG2227	72"W × 48"D
MG2270	66"W × 60"D



Trapezoid

MODEL	DIMENSIONS
MG2276	48"W × 24"D
MG2287	60"W × 30"D



5-Star

MODEL	DIMENSIONS
MG2280	48"W × 48"D
MG2281	60"W × 60"D



6-Star

MODEL	DIMENSIONS
MG2282	60"W × 60"D



Flower

MODEL	DIMENSIONS
MG2208	60"W × 60"D



Square

MODEL	DIMENSIONS
MG2212	36"W × 36"D
MG2214	42"W × 42"D
MG2216	48"W × 48"D



Wave

MODEL	DIMENSIONS
MG2257	60"W × 24"D
MG2258	54"W × 30"D
MG2259	60"W × 30"D



Kidney

MODEL	DIMENSIONS
MG2267	72"W × 36"D
MG2268	72"W × 48"D



Round

MODEL	DIMENSIONS
MG2244	36"W × 36"D
MG2245	42"W × 42"D
MG2266	48"W × 48"D
MG2207	60"W × 60"D



Section Table

MODEL	DIMENSIONS
MG2294	40"W × 30"D
MG2295	50"W × 35"D

Multimedia Tables

Built for Screens. Made for Teams.

The Multimedia Table is designed to support today's learning environments—shaped for easy screen viewing on one end, with plenty of room for collaboration all around. While the technology is yours to add, the table is purpose-built to make group work, presentations, and shared learning feel seamless. Durable, flexible, and American-made, it's a smart solution for classrooms, libraries, and labs.



Features

- Top constructed of 1½" particleboard with thermally fused melamine surface on both sides
- Thermally fused 3mm PVC edge banding
- Upper leg constructed of 16-gauge round steel mounted on a 12-gauge steel plate, fully coated with a powder coat finish
- Lower adjustable leg constructed of 16-gauge steel with a chrome-plated finish, tapped at 1" intervals for adjustment from (21"– 31" heights) or (32"– 42" heights)
- 16-gauge 1" square tubular steel stretcher with all tables 54" in length or longer
- Adjustable nylon glides allow for easy floor leveling

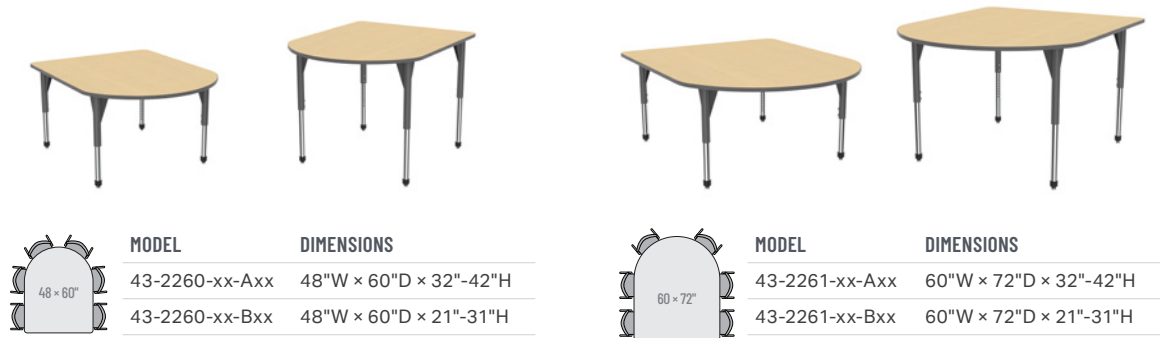
Finishes

See "Materials & Finishes" section for full line of laminate options.



Leg Colors

- Black
- Gray



MODEL	DIMENSIONS
43-2260-xx-Axx	48"W × 60"D × 32"-42"H
43-2260-xx-Bxx	48"W × 60"D × 21"-31"H

MODEL	DIMENSIONS
43-2261-xx-Axx	60"W × 72"D × 32"-42"H
43-2261-xx-Bxx	60"W × 72"D × 21"-31"H



SITTING HEIGHT LEG
adjust from
21"– 31"

STANDING HEIGHT LEG
adjust from
32"– 42"

Accessories



Optional Power Module with 3-AC Outlets and 2-USB Ports
Module has a 10 foot power cord and Overload protection with reset switch.

Floor Tables

Low seating. High engagement.

Floor Tables offer a grounded, flexible option that supports the way students naturally learn—comfortable, focused, and free to move. Ideal for reading, group work, or quiet tasks, they create a more relaxed posture that encourages calm concentration.

Pair with Sonik® Floor Rockers or cushions to give students choice—and a setup that feels just right.



Features

- Top constructed of 1½" particleboard with thermally fused melamine surface on both sides
- Thermally fused 3mm PVC edge banding
- 16-gauge 1" square tubular steel stretcher with all tables 54" in length or longer
- Four 16-gauge steel legs mounted on a 12-gauge steel plate, fully coated with a durable powder coat finish
- Lower adjustable legs constructed of 16-gauge steel with a durable powder coat finish, tapped at 1" intervals for adjustment from 12" – 15" heights
- Nickel-plated nylon swivel glides standard

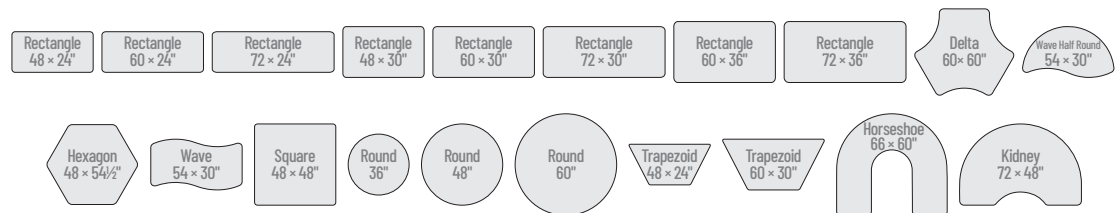
Finishes

See "Materials & Finishes" section for full line of laminate options.



Leg Size
adjusts from
12" – 15"

Leg Color
Gray



MODEL	SHAPE	DIMENSIONS
38-2226	Rectangle	48"W × 24"D
38-2228	Rectangle	60"W × 24"D
38-2230	Rectangle	72"W × 24"D
38-2236	Rectangle	48"W × 30"D
38-2237	Rectangle	60"W × 30"D
38-2238	Rectangle	72"W × 30"D
38-2247	Rectangle	60"W × 36"D
38-2248	Rectangle	72"W × 36"D
38-2251	Delta	60"W × 60"D
38-2252	Wave Half Round	54"W × 30"D

MODEL	SHAPE	DIMENSIONS
38-2254	Hexagon	48"W × 54½"D
38-2258	Wave	54"W × 30"D
38-2216	Square	48"W × 48"D
38-2244	Round	36"W × 36"D
38-2266	Round	48"W × 48"D
38-2207	Round	60"W × 60"D
38-2276	Trapezoid	48"W × 24"D
38-2287	Trapezoid	60"W × 30"D
38-2270	Horseshoe	66"W × 60"D
38-2268	Kidney	72"W × 48"D

Flip & Nest Training Tables

Set up fast. Store even faster.

The Flip and Nest Table is made for spaces that change by the hour. With a simple top-flip mechanism and smooth-rolling, locking casters, it transitions effortlessly from use to storage. Sturdy steel legs (available in gray or black powder coat) keep things stable, while the mobile base keeps your space flexible.

Smart. Mobile. Ready when you are.

Features

- Top constructed of 1½" particleboard with thermally fused melamine surface on both sides
- 3mm PVC edge banding
- Single handle release allows for easy table positioning
- Compact nesting minimizes storage space
- 2-¼" round steel legs with powder coat finish
- Cast aluminum leg base with powder coat finish
- 2" black locking casters

Finishes

See "Materials & Finishes" section for full line of laminate options.

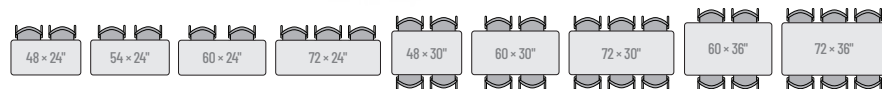


Leg Colors

- Black
- Gray



MODEL	DIMENSIONS
42261129	48"W × 24"D × 29"H
42251129	54"W × 24"D × 29"H
42281129	60"W × 24"D × 29"H
42301129	72"W × 24"D × 29"H
42361129	48"W × 30"D × 29"H
42371129	60"W × 30"D × 29"H
42381129	72"W × 30"D × 29"H
42471129	60"W × 36"D × 29"H
42481129	72"W × 36"D × 29"H

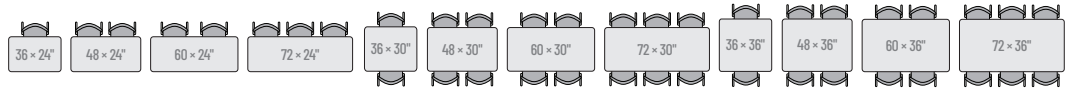


T-Leg Desks & Tables

Clean lines. Solid performance.

With a sleek profile and durable construction, Marco's T-Leg Desks and Tables are a smart fit for any learning space. Adjustable chrome legs, pre-drilled tops, and easy-to-level glides make setup simple and daily use dependable.

Strong, streamlined, and built to support students at every level.



Features

- Top constructed of 1 1/8" particleboard with thermally fused melamine surface on both sides
- 3mm PVC edge banding
- Legs are fully coated with a gray powder coat finish
- Lower adjustable legs are tapped at 1" intervals for adjustment from (22"- 30" heights)
- Adjustable nylon glides allow for easy floor leveling

Finishes

See "Materials & Finishes" section for full line of laminate options.



Leg Colors
 Gray



MODEL	DIMENSIONS
42240530	36"W x 24"D
42260530	48"W x 24"D
42280530	60"W x 24"D
42300530	72"W x 24"D
42350530	36"W x 30"D
42360530	48"W x 30"D
42370530	60"W x 30"D
42380530	72"W x 30"D
42120530	36"W x 36"D
42460530	48"W x 36"D
42470530	60"W x 36"D
42480530	72"W x 36"D

Meeting Tables

Built for connection. Ready for collaboration.

Marco Meeting Tables are made to support conversation, teamwork, and group learning—wherever it happens. Available in two tabletop shapes and multiple sizes, they're a flexible solution for classrooms, conference rooms, and common areas.

Reliable, versatile, and easy to maintain—just like everything we build.

Features

- Constructed of 1½" particleboard with thermally fused melamine surface on both sides
- Metal T-base and A-base constructed of square steel tubing with black or gray powder coat finish
- 3mm PVC edge banding

Accessories



Optional Power Module with 3-AC Outlets and 2-USB Ports
Module has a 10 foot power cord and Overload protection with reset switch.

Finishes

See "Materials & Finishes" section for full line of laminate options.

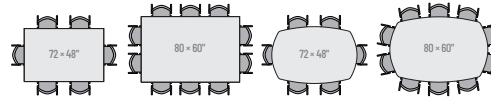


Leg Colors

- Black
- Gray

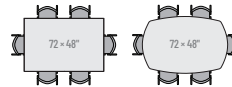
H-Base Table

MODEL	SHAPE	DIMENSIONS
42A10630	Rectangle	72"W × 48"D
42A20630	Rectangle	80"W × 60"D
42A30630	Oval	72"W × 48"D
42A40630	Oval	80"W × 60"D



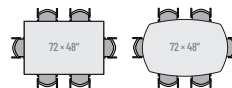
Metal T-Base Table

MODEL	SHAPE	DIMENSIONS
42A10730	Rectangle	72"W × 48"D
42A30730	Oval	72"W × 48"D



Metal A-Base Table

MODEL	SHAPE	DIMENSIONS
42A10830	Rectangle	72"W × 48"D
42A30830	Oval	72"W × 48"D



Café Tables

Pull up a chair—these tables are ready for anything.

Whether it's a quick break, a group brainstorm, or an impromptu meeting, Marco Café Tables bring durable, everyday function to shared spaces. The 3" steel base keeps things sturdy, while thermally fused melamine tops and 3mm PVC edge banding make cleanup easy.

Built for the in-between moments that matter.

Features

- Top constructed of 1½" particleboard with thermally fused melamine surface on both sides
- Thermally fused 3mm PVC edge banding
- Base columns are 16-gauge steel 3" diameter with a gray powder coat finish
- Round gray powder coated base with adjustable leveling glides

Finishes

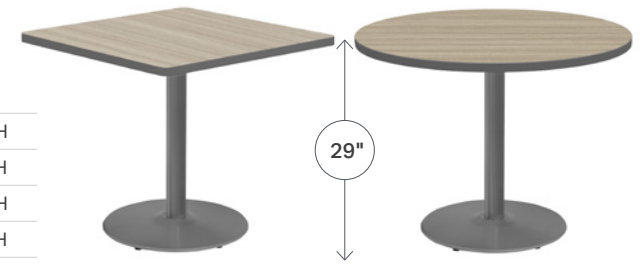
See "Materials & Finishes" section for full line of laminate options.



Base Color
 Gray

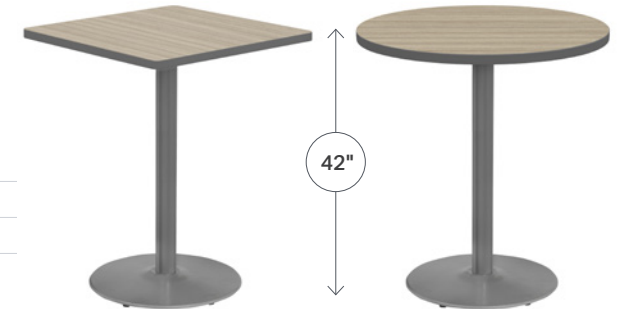
Sitting Height Café Tables

MODEL	SHAPE	DIMENSIONS
MG2543-xx-229GY	30" Round	30"W × 30"D × 29"H
MG2544-xx-229GY	36" Round	36"W × 36"D × 29"H
MG2511-xx-229GY	30" Square	30"W × 30"D × 29"H
MG2512-xx-229GY	36" Square	36"W × 36"D × 29"H



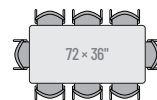
Standing Height Café Tables

MODEL	SHAPE	DIMENSIONS
MG2543-xx-242GY	30" Round	30"W × 30"D × 42"H
MG2511-xx-242GY	30" Square	30"W × 30"D × 42"H



Dual Base Café Tables

MODEL	SHAPE	DIMENSIONS
MG2548-xx-229GY	Rectangle	72"W × 36"D × 29"H
MG2548-xx-242GY	Rectangle	72"W × 36"D × 42"H



Discovery™ Workstation

Built for curiosity. Ready for action.

Discovery Workstations are made for STEM and STEAM learning—offering smart storage, a durable surface, and the mobility today's classrooms need. With locking doors, smooth-gliding trays, and optional open shelving, there's room for tools, materials, and big ideas. Tough enough for daily use. Flexible enough for whatever's next.

Features

- Top constructed of 1½" particleboard with thermally fused melamine surface on both sides
- Base constructed of ¾" particleboard with thermally fused melamine surface on both sides
- Thermally fused 3mm PVC edge banding
- Four keyed door locks
- 42" model includes (4) open compartment shelves
- Engineering grade ABS plastic trays and guides
- Twelve 3" trays and four 9" trays
- Hardened plastic door handles
- 4" black heavy-duty locking casters

Finishes

See "Materials & Finishes" section for full line of laminate options.



Accessories

Pop-Up Power Module

Has 2-AC Outlets and 2-USB Ports

Must be ordered with table so hole can be cut to fit.



MODEL	DIMENSIONS
42A61030	56"W × 56"D × 31"H



MODEL	DIMENSIONS
42A61042	56"W × 56"D × 42"H

GRAVIT8™ Table

The table where curiosity gets to work.

Designed for the makers, thinkers, and doers, the GRAVIT8 Table brings inventive minds together—whether it's science experiments, art projects, or hands-on collaboration. With a sturdy 4-leg design and industrial-grade casters, GRAVIT8 is built tough yet moves easily, keeping pace with the flow of every learning environment.

A convenient secondary surface provides space for laptops, notes, or sketching ideas, while the main worktop supports projects of every size. Integrated shelving and organization options keep supplies close at hand and workspaces clutter-free, fully compatible with Marco's storage solutions.

Features

- Top constructed of 1½" particleboard with thermally fused melamine surface on both sides
- Thermally fused 3mm PVC edge banding
- 12-gauge steel legs with powder-coat finish
- 16-gauge steel support bars with powder-coat finish
- 5" heavy duty swivel casters

Finishes

See "Materials & Finishes" section for full line of laminate options.



Accessories

Leg Color
 Gray



Backpack Hook



GRAVIT8™ Table (Base Model)


MODEL	DIMENSIONS
42A71236	72"W × 36"D × 36"H



GRAVIT8™ Table (Option 2)

MODEL	DIMENSIONS
42A71436	72"W × 36"D × 36"H

Includes additional (4) 3" storage trays with glides, (2) fixed shelves and (2) adjustable shelves



GRAVIT8™ Table (Option 3)

MODEL	DIMENSIONS
42A71336	72"W × 36"D × 36"H

Includes additional (3) fixed shelves and (3) adjustable shelves

03

Storage & Organization

Clean Spaces. Clear Minds.

Good storage isn't just functional—it's foundational. At Marco, we design storage that keeps classrooms organized and visually calm, with durable construction and a fresh, modern look. From mobile carts and cubbies to bookcases and band storage, our solutions are built to move easily and last for years. Add a subtle pop of color or keep it classic—either way, it's storage that makes space feel intentional. Less mess. More focus. Better flow.



Scan Now
to Learn More





Summit™ Mobile Storage Carts

Organized. Durable. Ready to roll.

The Summit Cart is your go-to mobile storage solution—designed to handle daily use with ease. Featuring smooth-gliding ABS trays and a dry erase back panel for notes or instruction, it keeps materials accessible and the day moving.

Features

- ¾" thick particleboard substrate with thermally fused laminate surface on both sides
- 3mm PVC edge banding
- ¾" white dry erase back panel
- Engineering grade ABS trays and guides
- 4" black heavy duty locking casters

Units with Doors:

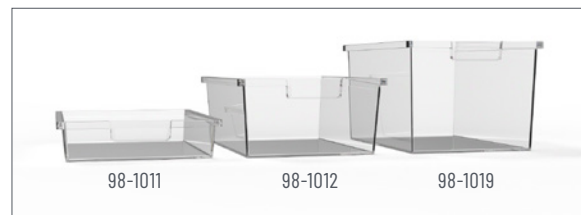
- 5 knuckle institutional door hinges
- Keyed door lock
- Hardened plastic door handles

Finishes


See "Materials & Finishes" section for full line of laminate options.



Accessories (sold separately)



Clear storage trays available in 3 sizes: 3", 6" and 9" heights



Storage divider tray inserts available in 5 different styles





Summit™ 15 Tray Cart

MODEL	DESCRIPTION	DIMENSIONS
39-11017-0	no doors	41¾"W × 26½"H × 21"D
39-11017-4	w/ doors	41¾"W × 26½"H × 21¼"D



Summit™ 18 Tray Cart

MODEL	DESCRIPTION	DIMENSIONS
39-11018-0	no doors	41¾"W × 30¼"H × 21"D
39-11018-4	w/ doors	41¾"W × 30¼"H × 21¼"D



Summit™ 39 Tray Cart

MODEL	DESCRIPTION	DIMENSIONS
39-11019-0	no doors	41¾"W × 57"H × 21"D
39-11019-4	w/ doors	41¾"W × 57"H × 21¼"D



Summit™ 48 Tray Cart

MODEL	DESCRIPTION	DIMENSIONS
39-11015-0	no doors	41¾"W × 68½"H × 21"D
39-11015-4	w/ doors	41¾"W × 68½"H × 21¼"D



Summit™ 30 Tray Cart

MODEL	DESCRIPTION	DIMENSIONS
39-11016-0	no doors	41¾"W × 45½"H × 21"D
39-11016-4	w/ doors	41¾"W × 45½"H × 21¼"D



Horizon™ Mobile Storage Carts

Smart storage. On the move.

The Horizon Cart keeps materials organized, accessible, and always within reach. With smooth-gliding ABS trays, a recessed top for supplies, and a dry erase back panel for notes or instruction, it's built for busy classrooms that never sit still.

Features

- Engineering grade ABS trays and guides
- ABS plastic top with recessed storage and tray holder
- ¾" thick particleboard substrate with thermally fused laminate surface on both sides
- White dry erase back panel
- 3mm PVC edge banding
- Steel frame support tubes with caster mounts
- 3" black heavy duty locking casters

Units with Doors:

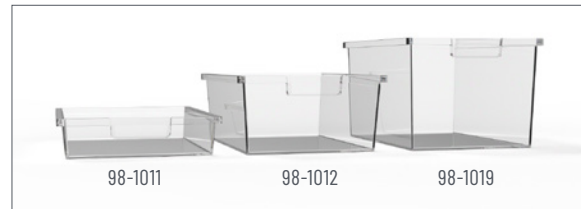
- 5 knuckle institutional hinges
- Keyed door lock
- Color-matched hardened plastic door handles

Finishes

See "Materials & Finishes" section for full line of laminate options.




Accessories (sold separately)



Clear storage trays available in 3 sizes: 3", 6" and 9" heights



Storage divider tray inserts available in 5 different styles





Horizon™ 12 Tray Cart

MODEL	DESCRIPTION	DIMENSIONS
39-11002-0	no doors	28¼"W × 33"H × 21"D
39-11002-4	w/ doors	28¾"W × 33"H × 21¼"D



Horizon™ 18 Tray Cart

MODEL	DESCRIPTION	DIMENSIONS
39-11003-0	no doors	41¼"W × 33"H × 21"D
39-11003-4	w/ doors	41¾"W × 33"H × 21¼"D

Horizon™ 24 Tray Cart

MODEL	DESCRIPTION	DIMENSIONS
39-11004-0	no doors	41¼"W × 41"H × 21"D
39-11004-4	w/ doors	41¾"W × 41"H × 21¼"D

Horizon™ Teacher's Mobile Workstation

Teaching in Motion

The Horizon Teacher's Mobile Workstation keeps educators organized and on the move. The riser tabletop provides an elevated platform for quick notes, while adjustable shelves, clear storage trays, and a hanging file drawer keep everything in order. With a built-in power hub and smooth-rolling casters, it's a flexible workstation that brings teaching tools wherever they're needed.

Features

- Riser tabletop with cord management
- ¾" thick particleboard substrate with thermally fused laminate surface on both sides
- 3mm PVC edge banding
- White dry erase front panel
- Steel frame support tubes with caster mounts
- 3" black heavy duty locking casters
- Power module with 3 AC outlets, 2 USB ports and 8-foot cord
- 5 knuckle institutional door hinges
- Keyed door lock
- Color-matched hardened plastic door handles

Finishes

See "Materials & Finishes" section for full line of laminate options.



MODEL	DIMENSIONS
39-11005-4	45¼"W × 41"H × 21¼"D

Includes (7) 3-inch trays, (1) 6-inch tray and (1) 9-inch tray with file frame insert. Also includes (2) adjustable center shelves.



MODEL	DIMENSIONS
39-11010-4	45¼"W × 41"H × 21¼"D

Optional model with 6 adjustable shelves instead of plastic trays.



Horizon™ Lectern Cart

Practical. Mobile. Ready to Roll.

The Horizon Lectern gives teachers a simple, reliable space to teach from—without being tied to one spot. With a dry-erase surface, secure storage, and smooth-rolling casters, it's built for everyday function in the modern classroom. Lock it up, move it where you need it, and trust it to keep up with the pace of teaching.

Features

- Riser tabletop with dry erase surface, provides writing surface with shelf storage below
- ¾" thick particleboard substrate with thermally fused laminate surface on both sides
- 3mm PVC edge banding
- Steel frame support tubes with caster mounts
- 3" black heavy duty locking casters
- Engineering grade ABS plastic trays and guides
- (4) 3-inch trays and (2) 6-inch trays

Units with Doors:

- 5 knuckle institutional hinges
- Keyed door lock
- Color-matched hardened plastic door handles

Finishes

See "**Materials & Finishes**" section for full line of laminate options.



MODEL	DESCRIPTION	DIMENSIONS
39-11008-0	no door	14⅞"W × 47"H × 21"D
39-11008-4	w/ door	14⅞"W × 47"H × 21¼"D

Horizon™ 3D Printer Cart

Made for makers. Built for the classroom.

The Horizon 3D Printer Cart keeps tools, tech, and supplies right where you need them. With a raised tabletop for your printer and laptop, filament spool storage, and smooth-gliding ABS trays, it's a smart, organized solution for STEM and makerspace environments.

Features

- Riser tabletop for 3D printer and laptop
- ¾" thick particleboard substrate with thermally fused laminate surface on both sides
- 3mm PVC edge banding
- Steel frame support tubes with caster mounts
- 3" black heavy duty locking casters
- (8) 3D filament spool hangers
- Engineering grade ABS plastic trays and guides
- (4) 3-inch trays and (1) 6-inch tray

Units with Doors:

- 5 knuckle institutional hinges
- Keyed door lock
- Color-matched hardened plastic door handles

Finishes

See "**Materials & Finishes**" section for full line of laminate options.



MODEL	DESCRIPTION	DIMENSIONS
39-11009-0	no doors	28¾"W × 39½"H × 21"D
39-11009-4	w/ doors	28¾"W × 39½"H × 21½"D

Horizon™ Cubbie Cart

Flexible storage. Built for busy days.

The Horizon Cubbie Cart keeps supplies, books, and materials neatly organized and easy to access. With six adjustable shelves, a recessed top for extra storage, and a dry erase back panel for quick notes, it's designed to work wherever learning happens.

Features

- Thermoformed ABS plastic top with recessed storage and tray holder
- ¾" thick particleboard substrate with thermally fused laminate surface on both sides
- ¾" white dry erase back panel
- 3mm PVC edge banding
- Steel frame support tubes with caster mounts
- 3" black heavy duty locking casters
- (6) adjustable shelves for convenient storage

Units with Doors:

- 5 knuckle institutional hinges
- Keyed door lock
- Color-matched hardened plastic door handles

Finishes

See "Materials & Finishes" section for full line of laminate options.



MODEL	DESCRIPTION	DIMENSIONS
39-11007-0	no doors	41¾"W × 33"H × 21"D
39-11007-4	w/ doors	41¾"W × 33"H × 21¼"D

12-Cubbie Storage

Big cubbies. Better organization.

Our 12-Cubbie Storage unit gives classrooms the space they need to keep backpacks, bins, and learning materials in order—with room to spare. Use it at the entry, in resource zones, or anywhere clutter collects.


Choose stationary or mobile (with casters) to fit your space and your routine. Simple. Durable. Classroom approved.

Features

- ¾" thick particleboard substrate with thermally fused laminate surface on both sides
- 3mm PVC edge banding
- 3" black heavy duty locking casters

Finishes

See "**Materials & Finishes**" section for full line of laminate options.



MODEL	DESCRIPTION	DIMENSIONS
39-13001	No Casters	54½"W × 23½"D × 48"H
39-11006	With Casters	54½"W × 23½"D × 51"H

Cushion Caddies

Give your Floor Rockers a home base.

Store, stack, and roll with ease. Cushion Caddies keep Floor Rockers organized, mobile, and ready for the next activity—available in single (6) and double (12) options.

Features

- Side panels: ¾" thick particleboard with thermally fused laminate surface on both sides
- Base: 1" thick particleboard with thermally fused laminate on both sides
- Black plastic handles at each end for easy moving
- Open slot allows cushions to roll through on edge
- 3" black heavy duty locking casters
- 3mm PVC edge banding
- Marblock connectors

Finishes

See "**Materials & Finishes**" section for full line of laminate options.



MODEL	DESCRIPTION	DIMENSIONS
L002-24	Holds 12 Floor Rockers	42"W × 20"D × 39½"H
L003-24	Holds 6 Floor Rockers	23"W × 20"D × 39½"H

Mobile Casegoods

Looks built-in. Acts built-for-anything.

Marco Mobile Casegoods give you the best of both worlds: the clean, finished look of built-ins with the flexibility to rearrange, relocate, or reconfigure anytime. Hidden casters, internal levelers, and secure cap-nut connections keep everything stable and seamless.

With a wide range of cabinet styles and smart storage options, these units are ready to move with you—and work just as hard.

Features

- Concealed casters for cabinet mobility (not available on 84" height cabinets)
- Cabinets are built with steel tubing for long lasting durability
- Compartment shelves are 1" thick to reduce the risk of sagging
- European hinges give the cabinets a clean, sleek appearance
- Steel drawer sides with 5/8" bottom
- Modern door pull options of brushed nickel or black powder coat
- Internal levelers for easy installation
- Optional door and drawer locks

Finishes

See "**Materials & Finishes**" section for full line of laminate options.



Steel tubing supports




European hinges



Easy adjust leveler and concealed casters



Steel drawer sides



Modern door pulls



Base Shelf Cabinet

MODEL	DIMENSIONS	SHELVES
3300-36303	36"W × 30"H × 24"D	1
3300-36363	36"W × 36"H × 24"D	2
3300-48303	48"W × 30"H × 24"D	1
3300-48363	48"W × 36"H × 24"D	2



Base Door Cabinet

MODEL	DIMENSIONS	SHELVES
3301-36303	36"W × 30"H × 24"D	1
3301-36363	36"W × 36"H × 24"D	2
3301-48303	48"W × 30"H × 24"D	1
3301-48363	48"W × 36"H × 24"D	2



Base Door & Drawer Cabinet

MODEL	DIMENSIONS	SHELVES
3302-36303	36"W × 30"H × 24"D	1
3302-36363	36"W × 36"H × 24"D	1
3302-48303	48"W × 30"H × 24"D	2
3302-48363	48"W × 36"H × 24"D	2



Base Drawer Cabinet

MODEL	DIMENSIONS	DRAWERS
3303-36303	36"W × 30"H × 24"D	3
3303-36363	36"W × 36"H × 24"D	4
3303-48303	48"W × 30"H × 24"D	3
3303-48363	48"W × 36"H × 24"D	4



Wall Cabinet

MODEL	DIMENSIONS	SHELVES
3321-36241	36"W × 24"H × 14"D	1
3321-36301	36"W × 30"H × 14"D	2
3322-48241	48"W × 24"H × 14"D	2
3322-48301	48"W × 30"H × 14"D	4

48" wide cabinets have a divider.

Mobile Casegoods



General Storage Cabinet
1 Fixed Shelf & 3 Adjustable Shelves

MODEL	DIMENSIONS
3332-36723	36"W × 72"H × 24"D
3332-36724	36"W × 72"H × 30"D
3332-36843	36"W × 84"H × 24"D
3332-36844	36"W × 84"H × 30"D
3332-48723	48"W × 72"H × 24"D
3332-48724	48"W × 72"H × 30"D
3332-48843	48"W × 84"H × 24"D
3332-48844	48"W × 84"H × 30"D



General Storage Cabinet
4 Adjustable Shelves

MODEL	DIMENSIONS
3331-36723	36"W × 72"H × 24"D
3331-36724	36"W × 72"H × 30"D
3331-36843	36"W × 84"H × 24"D
3331-36844	36"W × 84"H × 30"D
3331-48723	48"W × 72"H × 24"D
3331-48724	48"W × 72"H × 30"D
3331-48843	48"W × 84"H × 24"D
3331-48844	48"W × 84"H × 30"D



General Storage Cabinet with Divider
8/10 Adjustable Shelves

MODEL	DIMENSIONS
3336-48723	48"W × 72"H × 24"D
3336-48724	48"W × 72"H × 30"D
3336-48843	48"W × 84"H × 24"D
3336-48844	48"W × 84"H × 30"D



Drawer/Shelf Cabinet

4 Drawers & 3/4 Adjustable Shelves

MODEL	DIMENSIONS
3333-36723	36"W × 72"H × 24"D
3333-36724	36"W × 72"H × 30"D
3333-36843	36"W × 84"H × 24"D
3333-36844	36"W × 84"H × 30"D
3333-48723	48"W × 72"H × 24"D
3333-48724	48"W × 72"H × 30"D
3333-48843	48"W × 84"H × 24"D
3333-48844	48"W × 84"H × 30"D



Teacher's Wardrobe Cabinet

1 Fixed Shelf, 4/5 Adjustable Shelves & Hanger Rod

MODEL	DIMENSIONS
3335-36723	36"W × 72"H × 24"D
3335-36724	36"W × 72"H × 30"D
3335-36843	36"W × 84"H × 24"D
3335-36844	36"W × 84"H × 30"D
3335-48723	48"W × 72"H × 24"D
3335-48724	48"W × 72"H × 30"D
3335-48843	48"W × 84"H × 24"D
3335-48844	48"W × 84"H × 30"D



Note: Concealed casters are not available on 84" height cabinets.

04

Library


Smart design for quiet spaces.

Marco's library furnishings bring comfort, function, and flexibility to the heart of your school. From mobile and stationary bookcases—including innovative curved options—to tables, seating, and soft lounge pieces, everything is designed to support focus, flow, and discovery. Finish your space with our new modular circulation desk—versatile, durable, and made to work the way your team does. Thoughtfully crafted. Built to last. Ready to support the way students learn, read, and explore.



Scan Now
to Learn More





Circulation Desk

Where function meets flexibility.

Marco's Modular Circulation Desk is built to anchor your library with clean design, practical storage, and components that move and adapt as your needs change. Durable melamine surfaces, powder-coated steel legs, and soft-close European hinges ensure long-lasting performance with a polished look.

Features

- Constructed of 1" particleboard with thermally fused melamine surface on both sides
- Thermally fused 3mm PVC edge banding
- Steel leg frames are powder coated with a black finish
- European style door hinges
- Hardened plastic door handles
- 3" black heavy-duty locking casters



Finishes

CABINET LAMINATES

	Fusion Maple		Pewter Mesh		New Age Oak
	High Rise		Solar Oak		Asian Night
	Weathered Teak		Wild Cherry		Boardwalk Oak
	Wild Apple		Black		Brighton Walnut
	London Gray		Storm Gray		





1

Standing Desk

MODEL	DIMENSIONS
371310	47.6"W × 40"H × 29.7"D

- Desk suitable for standing or stool height chairs



2

Storage Station

MODEL	DIMENSIONS
371307	47.6"W × 40"H × 29.7"D

- Two upper open shelves
- Two lower compartments with doors
- Raised privacy shelf topper

Storage Station also available without shelf topper (Model 371308).



3

Corner Station

MODEL	DIMENSIONS
371311	42"W × 30"H × 42"D

- Front has multiple shelves for showcasing books and more
- Large open storage area



4

Book Cart

MODEL	DIMENSIONS
371309	23.6"W × 30"H × 29.7"D

- Open front slot for book drop
- Book cart with casters



5

Sitting Desk

MODEL	DIMENSIONS
371312	47.6"W × 30"H × 29.7"D

- Desk suitable for sitting height chairs

Curved Mobile Bookcases

Bring movement and meaning to your space.


With its smooth, sweeping shape, the Curved Mobile Bookcase helps define reading zones, soften straight lines, and guide the flow of your space. Available in single- or double-sided models and three heights, it's designed to be seen—and easily reconfigured.

Features

- Thermally fused melamine construction
- Compartment shelves are 1" thick to reduce sagging
- 3mm PVC edge banding
- 3" black heavy duty locking casters
- Patent Pending

Finishes

CABINET LAMINATES

	Fusion Maple		Pewter Mesh		New Age Oak
	High Rise		Solar Oak		Asian Night
	Weathered Teak		Wild Cherry		Boardwalk Oak
	Wild Apple		Black		Brighton Walnut
	London Gray		Storm Gray		





(4) 36" height single-sided bookcases
Shown with curved ottomans (model LF1262)



(4) 36" height double-sided bookcases



Curved Single-Sided Mobile Bookcase
with adjustable shelves

MODEL	DIMENSIONS	SHELVES
4660-603617A0	60"W × 36"H × 17"D	4
4660-604217A0	60"W × 42"H × 17"D	6
4660-604817A0	60"W × 48"H × 17"D	6



Curved Double-Sided Mobile Bookcase
with adjustable shelves

MODEL	DIMENSIONS	SHELVES
4670-603624A0	60"W × 36"H × 24"D	8
4670-604224A0	60"W × 42"H × 24"D	12
4670-604824A0	60"W × 48"H × 24"D	12

Bookcases

High or low, always reliable.

From compact storage to tall shelving, Marco Bookcases are built to fit your space and stand up to daily use. Reinforced with bolt-through steel tubing and 1" thick adjustable shelves, they offer serious strength where it counts. Finished with durable laminate and 3mm PVC edge banding, and available in multiple heights and 10 color options—they're as tough as they are versatile.

Features

- Cabinets built with steel tubing for lasting durability
- Thermally fused melamine construction
- Compartment shelves are 1" thick to reduce sagging
- 3mm PVC edge banding

Finishes


CABINET LAMINATES

 Fusion Maple	 Pewter Mesh	 New Age Oak
 High Rise	 Solar Oak	 Asian Night
 Weathered Teak	 Wild Cherry	 Boardwalk Oak
 Wild Apple	 Black	 Brighton Walnut
 London Gray	 Storm Gray	



30" Double-Sided Mobile Bookcase
4 shelves / 2 adjustable

MODEL	DIMENSIONS
3510-36303	36"W x 30"H x 24"D



Concealed casters allow for easy mobility.




48" Double-Sided Mobile Bookcase
8 shelves / 6 adjustable

MODEL	DIMENSIONS
3510-36483	36"W x 48"H x 24"D

Single-Sided Bookcases

with adjustable shelves

MODEL	DIMENSIONS	DESCRIPTION
3500-36361	36"W × 36"H × 14"D	3 shelves / 2 adjustable
3500-36421	36"W × 42"H × 14"D	3 shelves / 2 adjustable
3500-36481	36"W × 48"H × 14"D	4 shelves / 3 adjustable
3500-36601	36"W × 60"H × 14"D	4 shelves / 3 adjustable
3500-36721	36"W × 72"H × 14"D	5 shelves / 4 adjustable
3500-36841	36"W × 84"H × 14"D	6 shelves / 5 adjustable



05

Bandstor™

**Our storage is in tune
with the way you teach.**

At the heart of Bandstor is our industry-leading instrument storage—built tough to protect what matters most. From mobile and stationary racks to versatile cabinets and smart configurations, we've thought through every detail so your instruments stay safe, accessible, and performance-ready. And we don't stop there. Add folio cabinets, conductor podiums, and uniform storage to keep your entire program organized, mobile, and ready to roll. It's everything you need to keep the music going—designed with educators in mind and built the Marco way.



Scan Now
to Learn More





Bandstor™ by Marco

Raising the bar in band room storage.

Bandstor by Marco was built with one goal in mind: to deliver smarter, stronger storage for music programs that don't cut corners. At the heart of our collection is a utility-patented, three-piece shelf system featuring a reinforced steel bar design—giving you rock-solid support and the flexibility to replace just the liner, not the whole shelf.

Every detail works as hard as your program does—from metal base plates that guard against wear, to metal-to-metal connectors for a secure, lasting hold. Choose wire or solid laminate doors to match your room and routine.

Made in the USA. Backed by a 10-year warranty. This is storage that plays at your level.



Features

- Thermally fused melamine construction
- 3mm PVC edge banding
- Cabinets are built with steel tubing under all shelves
- Steel tubing is thru-bolted to side panels providing strong structural support and cabinet rigidity
- Patented shelf design with textured HMPE plastic liners with grooves to circulate air flow
- Wire doors constructed of 9mm steel perimeter and horizontal wires and 5mm steel vertical wires with black powder coat finish
- Heavy-duty commercial 5-knuckle door hinges
- Heavy-duty steel latch and hasp hardware that accepts all padlocks
- Internal adjustable floor levelers made from 12-gauge steel brackets designed to protect base corners from chipping



New Cabinet Feature

Magnetic door catch ensures a secure close while reducing rattle and movement in both wood and metal bars. (Patent Pending)



Optional Acoustic Panels

Environment-friendly material is placed at the back and the top of each compartment to help eliminate sound reflection.

Finishes

See "Materials & Finishes" section for full line of laminate options.



Doors

Storage cabinets available with wire doors, wood doors or no doors.



Uniform & Robe Storage

Cabinets are shown without doors. When ordering, please specify door type. Doors can not be installed later.

BS200

- Holds 11 uniforms or robes
- 1 hanging rod

CABINET SIZE
27¾"W × 84"H × 29¼"D

COMPARTMENT SIZE
26"W × 78¾"H × 27⅞"D



BS201

- Holds 20 uniforms or robes
- 1 hanging rod

CABINET SIZE
48"W × 84"H × 29¼"D

COMPARTMENT SIZE
46½"W × 78¾"H × 27⅞"D



BS202

- Holds 11 uniforms or robes
- 1 hanging rod
- 1 shelf

CABINET SIZE
27¾"W × 84"H × 29¼"D

COMPARTMENT SIZE
26"W × 78¾"H × 27⅞"D



BS203

- Holds 20 uniforms or robes
- 1 hanging rod
- 1 shelf

CABINET SIZE
48"W × 84"H × 29¼"D

COMPARTMENT SIZE
46½"W × 78¾"H × 27⅞"D



BS204

- Holds 22 uniforms
- 2 hanging rods

CABINET SIZE
27¾"W × 84"H × 29¼"D

COMPARTMENT SIZE
26"W × 78¾"H × 27⅞"D



BS205

- Holds 40 uniforms
- 2 hanging rods

CABINET SIZE
48"W × 84"H × 29¼"D

COMPARTMENT SIZE
46½"W × 78¾"H × 27⅞"D



BS206

- Holds 11 uniforms and 12 hats
- 1 hanging rod

CABINET SIZE
27¾"W × 84"H × 29¼"D

COMPARTMENT SIZE
26"W × 78¾"H × 27⅞"D



BS207

- Holds 20 uniforms and 24 hats
- 1 hanging rod

CABINET SIZE
48"W × 84"H × 29¼"D

COMPARTMENT SIZE
46½"W × 78¾"H × 27⅞"D



BS208

- Holds 20 hats

CABINET SIZE
27¾"W × 84"H × 29¼"D

COMPARTMENT SIZE
26"W × 78¾"H × 27⅞"D



BS209

- Holds 45 hats

CABINET SIZE
48"W × 84"H × 29¼"D

COMPARTMENT SIZE
46½"W × 78¾"H × 27⅞"D



Instrument Storage

From piccolos to tubas—built to protect them all.

Bandstor keeps your full instrument lineup safe, organized, and ready to play. Our patented steel bar shelf system adds serious strength, while replaceable liners make upkeep simple. Metal base plates and durable connectors stand up to daily use—year after year.

Stores: Clarinets, Flutes, Piccolos, Oboes, Soprano Sax, Trumpet

BS103

CABINET SIZE
27¾"W × 68"H × 29¼"D

COMPARTMENT SIZE
8⅞"W × 13¾"H × 27⅞"D



BS101

CABINET SIZE
27¾"W × 84"H × 29¼"D

COMPARTMENT SIZE
8⅞"W × 13¾"H × 27⅞"D



BS105

CABINET SIZE
27¾"W × 36"H × 29¼"D

COMPARTMENT SIZE
8⅞"W × 13¾"H × 27⅞"D



BS130

CABINET SIZE
27¾"W × 84"H × 29¼"D

COMPARTMENT SIZES
8⅞"W × 13¾"H × 27⅞"D
26"W × 24½"H × 27⅞"D



BS134

CABINET SIZE
27¾"W × 68"H × 29¼"D

COMPARTMENT SIZES
8⅞"W × 13¾"H × 27⅞"D
26"W × 24½"H × 27⅞"D



The larger compartment will hold French Horn, Alto Horn or Snare Drum.

The larger compartment will hold French Horn, Alto Horn or Snare Drum.



All 36" high products are also available as an island. Please contact us for details.

Stores: Clarinets, Flutes, Piccolos, Oboes

BS104

CABINET SIZE
27¾"W × 36"H × 19¼"D

COMPARTMENT SIZE
8⅞"W × 13¾"H × 17⅞"D



BS100

CABINET SIZE
27¾"W × 84"H × 19¼"D

COMPARTMENT SIZE
8⅞"W × 13¾"H × 17⅞"D



BS102

CABINET SIZE
27¾"W × 68"H × 19¼"D

COMPARTMENT SIZE
8⅞"W × 13¾"H × 17⅞"D



Stores: Trombones, Bassoons, Violins, Violas, Tenor Sax, Bass Clarinets, Alto Clarinets

BS111

CABINET SIZE
27¾"W × 84"H × 40¼"D

COMPARTMENT SIZE
12¾"W × 13¾"H × 38"D



BS117

CABINET SIZE
14¾"W × 84"H × 40¼"D

COMPARTMENT SIZE
12¾"W × 13¾"H × 38"D



BS113

CABINET SIZE
27¾"W × 68"H × 40¼"D

COMPARTMENT SIZE
12¾"W × 13¾"H × 38"D



BS119

CABINET SIZE
14¾"W × 68"H × 40¼"D

COMPARTMENT SIZE
12¾"W × 13¾"H × 38"D



BS115

CABINET SIZE
27¾"W × 36"H × 40¼"D

COMPARTMENT SIZE
12¾"W × 13¾"H × 38"D



BS121

CABINET SIZE
14¾"W × 36"H × 40¼"D

COMPARTMENT SIZE
12¾"W × 13¾"H × 38"D



BS133

CABINET SIZE
27¾"W × 84"H × 40¼"D

COMPARTMENT SIZES
12¾"W × 13¾"H × 38"D
26"W × 24½"H × 38"D



The larger compartment will hold French Horn, Alto Horn or Snare Drum.

BS137

CABINET SIZE
27¾"W × 68"H × 40¼"D

COMPARTMENT SIZES
12¾"W × 13¾"H × 38"D
26"W × 24½"H × 38"D



The larger compartment will hold French Horn, Alto Horn or Snare Drum.

Stores: Trumpets, Cornets, Alto Sax

BS110

CABINET SIZE
27¾"W × 84"H × 29¼"D

COMPARTMENT SIZE
12¾"W × 13¾"H × 27⅞"D



BS116

CABINET SIZE
14¾"W × 84"H × 29¼"D

COMPARTMENT SIZE
12¾"W × 13¾"H × 27⅞"D



BS112

CABINET SIZE
27¾"W × 68"H × 29¼"D

COMPARTMENT SIZE
12¾"W × 13¾"H × 27⅞"D



BS118

CABINET SIZE
14¾"W × 68"H × 29¼"D

COMPARTMENT SIZE
12¾"W × 13¾"H × 27⅞"D



BS114

CABINET SIZE
27¾"W × 36"H × 29¼"D

COMPARTMENT SIZE
12¾"W × 13¾"H × 27⅞"D



BS120

CABINET SIZE
14¾"W × 36"H × 29¼"D

COMPARTMENT SIZE
12¾"W × 13¾"H × 27⅞"D



BS132

CABINET SIZE
27¾"W × 84"H × 29¼"D

COMPARTMENT SIZES
12¾"W × 13¾"H × 27⅞"D
26"W × 24½"H × 27⅞"D



The larger compartment will hold French Horn, Alto Horn or Snare Drum.

BS136

CABINET SIZE
27¾"W × 68"H × 29¼"D

COMPARTMENT SIZES
12¾"W × 13¾"H × 27⅞"D
26"W × 24½"H × 27⅞"D



The larger compartment will hold French Horn, Alto Horn or Snare Drum.

Instrument Storage

BS140

CABINET SIZE
27¾"W × 84"H × 29¼"D

COMPARTMENT SIZE
26"W × 24½"H × 27⅞"D



Stores: French Horns, Alto Horns, Snare Drums

BS141

CABINET SIZE
27¾"W × 84"H × 40¼"D

COMPARTMENT SIZE
26"W × 24½"H × 38"D



Stores: Baritones, Euphoniums, Mellophones

BS142

CABINET SIZE
27¾"W × 36"H × 29¼"D

COMPARTMENT SIZE
26"W × 24½"H × 27⅞"D



Stores: French Horns, Alto Horns, Snare Drums

BS143

CABINET SIZE
27¾"W × 36"H × 40¼"D

COMPARTMENT SIZE
26"W × 24½"H × 38"D



Stores: Baritones, Euphoniums, Mellophones



BS155

CABINET SIZE
27¾"W × 84"H × 29¼"D

COMPARTMENT SIZE
26"W × 78¾"H × 27⅞"D



Stores: String Bass, Contra Bass Clarinets

BS157

CABINET SIZE
14¾"W × 84"H × 29¼"D

COMPARTMENT SIZE
12¾"W × 78¾"H × 27⅞"D



Stores: String Bass, Contra Bass Clarinets

BS156

CABINET SIZE
27¾"W × 84"H × 29¼"D

COMPARTMENT SIZE
26"W × 65½"H × 27⅞"D



Stores: Cello, Guitar

BS158

CABINET SIZE
14¾"W × 84"H × 29¼"D

COMPARTMENT SIZE
12¾"W × 65½"H × 27⅞"D



Stores: Cello, Guitar

BS106

CABINET SIZE
27¼"W × 84"H × 29¼"D

COMPARTMENT SIZES
8½"W × 13¾"H × 27⅙"D
8½"W × 46⅝"H × 27⅙"D

Stores: Clarinets, Flutes, Piccolos, Oboes, Guitars



BS150

CABINET SIZE
27¼"W × 84"H × 40¼"D

COMPARTMENT SIZE
26"W × 38⅝"H × 38"D

Stores: Bass Drums, Parade Drums, Field Drums, Snare Drums



BS160

CABINET SIZE
48"W × 84"H × 29¼"D

COMPARTMENT SIZE
46½"W × 24½"H × 27⅙"D

Stores: Baritone Sax, Bass Clarinet, Field Drums, Snare Drums, Bassoons, General Storage



BS107

CABINET SIZE
27¼"W × 84"H × 40¼"D

COMPARTMENT SIZE
8½"W × 38⅝"H × 38"D

Stores: Guitars



BS151

CABINET SIZE
27¼"W × 84"H × 47⅙"D

COMPARTMENT SIZE
26⅞"W × 38⅝"H × 45"D

Stores: Bass Drums, Parade Drums, Field Drums, Snare Drums, Tri-Toms, Quads, Tubas, Sousaphones, General Storage



BS162

CABINET SIZE
48"W × 84"H × 29¼"D

COMPARTMENT SIZE
46½"W × 38⅝"H × 27⅙"D

Stores: Bass Drums, Parade Drums, Field Drums, Snare Drums, Tri-Toms, Quads, Tubas, Sousaphones, General Storage



BS190

CABINET SIZE
48"W × 84"H × 48"D

COMPARTMENT SIZE
46½"W × 78¾"H × 27⅙"D

Stores: Miscellaneous Instruments, General Storage



BS171

CABINET SIZE
60"W × 84"H × 40¼"D

COMPARTMENT SIZE
58¼"W × 78¾"H × 38"D

Stores: Bass, Cellos, Guitars, Guitarrons, Violins, Violas or Vihuelas



BS170

CABINET SIZE
60"W × 84"H × 40¼"D

COMPARTMENT SIZE
58¼"W × 70¾"H × 38"D

Stores: Timpani, Chimes, Small Vibe, Xylophone, Marimba, Gong



Mobile Instrument Racks

Storage that moves with the music.

Bandstor’s Mobile Instrument Racks are designed to keep your ensemble in motion—safely, securely, and in tune with the way you teach. Whether you’re storing violins, guitars, cellos, basses, or tubas, each rack features protective touches tailored to the instrument—from carpeted supports to bow hooks and neck yokes.

Built on smooth-rolling locking casters with reinforced laminate construction, these racks are easy to move, easy to load, and ready for rehearsal, performance, or anywhere in between.

Features

- Side panels are ¾" thick, 45# particleboard with thermally fused laminate finish applied to both sides
- Thermally fused 3mm PVC edge banding applied to visible edges
- Racks have 3" (76 mm) swivel locking casters in black matte finish
- Upper cross supports are composite wood laminated panels with PVC bonded edging to protect instruments
- Lower cross supports are composite wood laminated panels with carpeted edging attached to aluminum angle to protect instruments
- Some assembly required



String Bass or Cello Racks

MODEL	HOLDS	DIMENSIONS
BS501	3 String Bass	62½"W × 62"H × 26"D
BS502	4 String Bass	80¼"W × 62"H × 26"D
BS503	4 Cello	49½"W × 51"H × 24½"D
BS504	6 Cello	73¼"W × 51"H × 24½"D

Rubber-coated Yokes to support Guitar necks



Guitar Rack

Holds 20 units

MODEL	DIMENSIONS
BS500	72"W × 69½"H × 30"D

Some assembly required

Powder-coated steel Spacer Pegs



Violin/Viola Rack

Holds 16 cased units

MODEL	DIMENSIONS
BS505	62½"W × 51"H × 33"D

Some assembly required

Carpeted base helps prevent scratches



Tuba Rack

Holds 3 units

MODEL	DIMENSIONS
BS506	72"W × 46"H × 24¼"D

Some assembly required

Mobile Workstations

Percussion-ready. Performance-tested.

Designed with the needs of percussionists in mind, our mobile workstations—including cymbal carts and percussion setups—make it easy to store, transport, and access instruments on the go. With durable laminate construction, secure compartments, and smooth-rolling locking casters, every detail is built for the fast pace of rehearsals and performances.

From practice room to performance hall, these carts keep your section organized and stage-ready—every time.

Features

- Carpeted worktop for keeping instruments quiet
- Lower compartment for snare drums and tambourines
- Upper shelves with plastic trays
- Adjustable folding sheet music holder
- Four heavy-duty casters for easy mobility
- Lockable doors

Cymbal Cart

MODEL	DIMENSIONS
BS301	48"W × 36½"H × 26"D

Includes (4) plastic trays and (6) vertical slots for storing cymbals.



Percussion Workstation

MODEL	DIMENSIONS
BS300	48"W × 36½"H × 26"D

Includes (8) plastic trays.





Encore™ Cart

Simple to load. Ready to roll.

Whether it's uniforms, flags, or gear, the Marco Uniform Rolling Cart makes it easy to stay organized and ready to roll.

Designed with input from real educators and program leaders, this cart adjusts to your needs—literally. With an adjustable height range from 56" to 86" and durable steel construction, it's built to last and built to work. Smooth-rolling casters and a slim footprint means it fits through standard doorways and loads easily into trailers. It's mobility, simplicity, and reliability—rolled into on ready to learn.

Features

- Shelves constructed of steel tube cross bars
- Metal uprights and end caps constructed of 13-gauge steel
- Equipped with two full-length hanger bars
- Top shelf adjustable from 56" to 86" height in 6" increments
- Lower hanger bar assembly is removeable to fit robes or taller uniforms
- Durable black powder-coat finish
- 5" heavy duty swivel casters provide easy maneuverability



Shown here with middle bar removed and top lowered.



Shown here at full height with upper and lower hanging bars. Middle bar can be removed to fit longer length garments.

MODEL	DIMENSIONS
BS507	47"W × 56"-86"H × 24"D

Some assembly required.

Folio Cabinets

Sort it. Store it. Keep it all in rhythm.

Bandstor Folio Cabinets are built to handle the daily shuffle of sheet music, folders, and scores. With spacious compartments, durable laminate construction, and a clean, organized layout, these cabinets keep everything in place and easy to grab—whether you're heading to rehearsal or winding down a performance.

Features

- Sides, tops, bottoms, and partitions are ¾" thick, 45# particleboard with thermally fused laminate finish applied to both sides
- Thermally fused 3mm PVC edge banding applied to visible edges
- Shelves are constructed of thermally fused composite wood
- Shelf spacing is 1½" and shelves adj. to 3" in ½" increments for choral and band orchestra
- Durable, smooth-rolling swivel casters let you take your sheet music anywhere
- All folio cabinets come with labeling strips

Optional Doors

- Laminate: ¾" thick 45# particleboard with thermally fused melamine finish applied to both sides. All edges covered with thermally fused 3mm PVC edge banding
- Optional locks available for doors



BS400

100 shelves

CABINET SIZE

31¼"W × 84"H × 19½"D

COMPARTMENT SIZE

13¼"W × 17⅞"D



BS401

100 shelves

CABINET SIZE

27¾"W × 84"H × 19½"D

COMPARTMENT SIZE

11¾"W × 17⅞"D



BS402 (Mobile)

52 shelves

CABINET SIZE

31¼"W × 52¾"H × 19½"D

COMPARTMENT SIZE

13¼"W × 17⅞"D



BS403 (Mobile)

77 shelves

CABINET SIZE

47¼"W × 52¾"H × 19½"D

COMPARTMENT SIZE

13¼"W × 17⅞"D



BS404 (mobile)

52 shelves

CABINET SIZE

27¾"W × 52¾"H × 19½"D

COMPARTMENT SIZE

11¾"W × 17⅞"D



BS405 (Mobile)

77 shelves

CABINET SIZE

41¼"W × 52¾"H × 19½"D

COMPARTMENT SIZE

11¾"W × 17⅞"D



BS406 (Mobile)

102 shelves

CABINET SIZE

54½"W × 52¾"H × 19½"D

COMPARTMENT SIZE

11¾"W × 17⅞"D



BS408

52 shelves

CABINET SIZE

31¼"W × 49¾"H × 19½"D

COMPARTMENT SIZE

13¼"W × 17⅞"D



BS409

77 shelves

CABINET SIZE

47¼"W × 49¾"H × 19½"D

COMPARTMENT SIZE

13¼"W × 17⅞"D



BS410

52 shelves

CABINET SIZE

27¾"W × 49¾"H × 19½"D

COMPARTMENT SIZE

11¾"W × 17⅞"D



BS411

77 shelves

CABINET SIZE

41¼"W × 49¾"H × 19½"D

COMPARTMENT SIZE

11¾"W × 17⅞"D



BS412

102 shelves

CABINET SIZE

54½"W × 49¾"H × 19½"D

COMPARTMENT SIZE

11¾"W × 17⅞"D



Music Library System

Because a well-organized library keeps the whole program in tune.

The Bandstor Music Library System makes it easy to sort, store, and access sheet music for every section, ensemble, or concert cycle. With durable folio cabinets, flexible configurations, and a clean, professional look, it brings harmony to even the busiest music rooms.

Smart storage for the materials that move your program forward.

Features

- High-density slide-out design maximizes storage space
- Organizes music in an easy-to-find system
- Roll-out design creates a clean, organized appearance
- Accommodates most music filing boxes, end-tab file folders, and envelopes
- Available in left or right side access



MODEL	DIMENSIONS
BS420	16"W × 93"H × 44"D
BS421	19"W × 93"H × 44"D

Some assembly required. Sold by individual unit.
Photo shown has 4 combined units.



Conductor's Podiums

Lead with confidence. Stand on strength.

The Bandstor Conductor Podium is built for the spotlight—featuring a sturdy, reinforced base and carpeted surface for quiet, secure footing. Molded feet protect your floors, while recessed wheels make it easy to roll out, set up, and store away.

Durable, dependable, and ready for every rehearsal and performance.

Features

- Top constructed of 1" thick 45# particleboard with thermofused laminate finish and covered with gray carpet.
- Base constructed of 3/4" thick 45# particleboard with thermofused laminate finish applied to both sides.
- Base panels assembled with 16 Ga. steel plates
- Top edges are wrapped with 16 Ga. steel edging
- Plastic gusset / feet attached at each base structure corner for strength and floor protection
- 5" recessed wheels mounted on front of podium for mobility.
- (Models BS351 & BS352) 1-1/4" 16 Ga. steel 36" tall guard rail
- All steel components finished with durable powder coat paint



Podium

MODEL	DIMENSIONS
BS350	43"W × 6¼"H × 40"D



Podium with rail

MODEL	DIMENSIONS
BS351	32"W × 6¼"H × 40"D



Double Podium with rail

MODEL	DIMENSIONS
BS352	43"W × 12½"H × 40"D

06

Accessories

The Details That Make the Difference.

From room dividers, storage trays, and power modules to custom acoustic wall panels and more—our accessories are the solid, dependable enhancements that take Marco products even further. Built with the same durability and purpose as our core furniture, these add-ons bring flexibility, function, and finishing touches to every learning space.



Scan Now
to Learn More





ShapeScapes™

Think it. Shape it. Learn it.

ShapeScapes brings learning to life through sound-absorbing PET panels designed as letters, numbers, and playful forms. More than acoustics, they become interactive teaching tools and colorful design elements that spark imagination in any space. Choose from standard sets or dream up something new with our design team—the sky's the limit. Multi-color or single-color options let you shape sound, style, and discovery your way.

Features

- Made from eco-friendly 100% recycled PET material
- Sound absorption qualities reduces noise and echos
- Lightweight for easy handling and installation
- Durable and moisture resistant
- 12mm PET thickness

Package Set Color Combinations

"Primary" Color Set (color code **CS1**) includes Yellow, Orange, Red, Telecom Blue and Violet



"Naturals" Color Set (color code **CS2**) includes Platinum, Medium Gray, Orange, Red Earth and Pure Camel



See "**Materials & Finishes**" section for full line of PET color options.



ShapeScapes™ Shapes

Model PFK000318

Sold as a set with 16 shapes (shown here). Each shape comes with cut-out for additional display option. Available in (2) color combinations or all in one color. Shapes are 18-inches by 18-inches.



ShapeScapes™ Alphabet

Model PFK000218

Sold as a set (shown here). Available in (2) color combinations or all in one color. Letters are 18-inches tall.



ShapeScapes™ Numbers

Model PFK000118

Sold as a set (shown here). Available in (2) color combinations or all in one color. Numbers are 18-inches tall.



Custom Designs

We can create custom designs like school mascots, logos, unique patterns and more that will bring your space to life and leave a lasting impression.

Room Divider

Smart Additions. Real Impact.

Marco accessories are built to bring order, focus, and flexibility to every space. Our durable storage bins and trays keep materials organized and within reach. PET room dividers and wall panels help reduce noise, create visual boundaries, and add learning moments with custom shapes, letters, or school names. Whether you're managing movement or minimizing distractions, these details make a big difference. Functional. Flexible.

Built to work behind the scenes—so classrooms can shine.

Features

- Dimensions: 46.25"W x 19.78"D x 78.67"H
- Lightweight acoustic panels are made of 100% PET material
- Steel frame and legs have a gray powder coat finish
- Locking swivel casters for easy mobility



Finishes

PET COLORS




MODEL	DIMENSIONS
M001-GY	46¼"W × 20"D × 79"H

Available in one or two PET color choices.



3-inch Clear Plastic Tray
Model 98-1011



6-inch Clear Plastic Tray
Model 98-1012





9-inch Clear Plastic Tray
Model 98-1019



File Frame Insert
Model 98-1020



Storage Tray Dividers



Tray Mount Kit
Model 98-1013

- 20"W x 14.5"D x 4"H
- Fits Apex and Premier model desks
- Tray sold separately



Plastic Book Box
Model 98-1006

- 20"W x 14.5"D x 4"H
- Available in Black or Gray
- Fits Apex and Premier model desks and tables



2-Sided Plastic Book Box
Model 98-1014

- 20"W x 14.5"D x 4"H
- Fits Apex and Premier model desks and tables



Wire Book Basket
Model 98-1029-BLK

- 16.75"W x 15.25"D x 4"H
- Fits Apex and Premier model desks and tables



Pop-Up Power Module
Model 98-1008

- Includes 2-AC outlets and 2-USB ports



Inlay Power Module
Model 98-1027

- Includes 3-AC outlets and 2-USB ports
- 10 foot power cord
- Overload protection with reset switch



Rocker Base
Model 98-1009

- Fits Round Ottoman models LF1510 and LF1511



1.5" Casters
Model 98-1007

- Fits select soft seating models



Pencil Drawer
Model 98-1028

- Fits Teacher's desks, Cue desk and Circulation desks



Bell Glide
Model 98-1018

- Sold in sets of 5
- Fits gas lift chairs with 5-star base



Backpack Hook
Model 98-1004

- Fits Apex and Premier model desks and tables



Felt Glide Cap
Model 98-1017

- Sold in sets of 4
- Fits stacking chairs and adjustable stools



2.5" Locking Caster
Model 98-1016


- Sold in sets of 2
- Fits Apex and Premier model desks and tables

07 Materials & Finishes

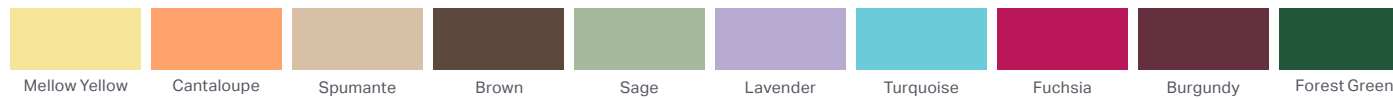


Premier™ Series Seating

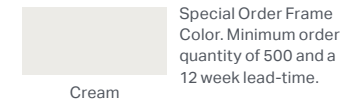

Standard Seat Colors



Special Order Seat Colors (Minimum order quantity of 500 and a 12 week lead-time.)




Frame Colors




Apex™ Series Seating


Standard Seat Colors



Special Order Seat Colors (Minimum order quantity of 500 and a 12 week lead-time.)



Frame Colors




MG1101 Series Seating

Seat Colors



Frame Color




Nova™ Series Seating

Seat Colors



Frame Color



Due to pattern scale and color variations in computer monitors and printers, we recommend you view actual samples before making surface material selections.

Worksurface Laminates

Pattern Laminates



High Rise



Fusion Maple




Weathered Teak



New Age Oak



Solar Oak



Wild Cherry




Boardwalk Oak



Asian Night




Pewter Mesh




Gray Nebula

Dry Erase Laminates



Glacier White



Inspid



Mirage



Evergreen Mist




Ocean



Tsunami

HPL Laminates



White Dry Erase


More High Pressure Laminates available upon request. Must order a minimum of 25 units in the same color.

Edge Band Options

Matching Edge Band



High Rise



Fusion Maple



Weathered Teak



New Age Oak



Solar Oak



Wild Cherry



Boardwalk Oak



Asian Night



Pewter Mesh

Color Edge Band



Black



Gray



Navy



Blue



Blueberry



Apple



Red



Orange




Purple




Marco laminates are certified by Greenguard.

GREENGUARD Gold Certification (formerly known as GREENGUARD Children & Schools Certification) offers stricter certification criteria, considers safety factors to account for sensitive individuals (such as children and the elderly), and ensures that a product is acceptable for use in environments such as schools and healthcare facilities. It is referenced by both The Collaborative for High Performance Schools (CHPS) and the Leadership in Energy and Environmental Design (LEED) Building Rating System.

Cabinetry Laminates



Acoustic PET Colors



Due to pattern scale and color variations in computer monitors and printers, we recommend you view actual samples before making surface material selections.


Textiles

Standard Textiles

Our standard textiles are kept in stock to shorten order times and are based on colors that complement our other product lines such as our Apex and Premier Series furniture. The Silvertex textiles feature superior abrasion resistance, along with antifungal and antibacterial protection, which makes it a perfect material for classroom furniture use. Models ordered with only Standard Colors ship within 4-6 weeks.



SILVERTEX NEO by Spradling | Grade 2 | Abrasion 100,000 double rubs | PVC with Permablock & Permaguard abrasion & stain resistance




Bazaar
S96




Imperial
S97




Acid
S92



Lagoon
S91



Marine Blue
SA0



Jet
S88



Blackberry
SA6



Storm
S90



Carbon
SA3



Plata
SA5

Due to pattern scale and color variations in computer monitors and printers, we recommend ordering a memo sample to ensure color accuracy.

Special Order Textiles

Models ordered with Special Order Textiles ship within 6-8 weeks.


EZ VINYL by Spradling | Grade 1 | Abrasion 50,000 double rubs | more colors available



Wallaby Grey
EZY-5820



Wallaby Neutral
EZY-5809



Wallaby Turquoise
EZY-5803



Wallaby Forest
EZY-5805



Wallaby Royal
EZY-5804




Wallaby Iron
EZY-5822



Wallaby Black
EZY-5823




Sierra Torch Red
EZY-5824



Wallaby Lime
EZY-5806


ISLANDER by Spradling | Grade 1 | Abrasion 50,000 double rubs | more colors available




Bristol Blue
ISL-9157



Silver Blue
ISL-9158



Ruby Red
ISL-9160




Baby Blue
ISL-9156



Yellow
ISL-9176




Everglade
ISL-9174



French Vanilla
ISL-9178



Light Gray
ISL-9152




Gunmetal
ISL-9153

Due to pattern scale and color variations in computer monitors and printers, we recommend ordering a memo sample to ensure color accuracy.

Special Order Textiles

Models ordered with Special Order Textiles ship within 6-8 weeks.

BELUGA by Spradling | Grade 1 | Abrasion 100,000 double rubs | more colors available



Papaya
BEL-3306



Burgundy
BEL-3309




Off White
BEL-3303




Dune
BEL-3305




Ochre
BEL-3307




Pearl Grey
BEL-3310



Cherry
BEL-3308




True Blue
BEL-3312




Forest
BEL-3314

NAVIGATOR by Spradling | Grade 1 | Abrasion 100,000 double rubs | more colors available



Mermaid
NAV-9900




Sand Dollar
NAV-9895




Crimson
NAV-9904



Sundance
NAV-9906




Stone
NAV-9896



Valentine
NAV-9903



Capri
NAV-9899



Dolphin
NAV-9898



Purple Passion
NAV-9907

Due to pattern scale and color variations in computer monitors and printers, we recommend ordering a memo sample to ensure color accuracy.


Special Order Textiles

Models ordered with Special Order Textiles ship within 6-8 weeks.


KILKENNY TWEED NEO by Spradling | Grade 2 | Abrasion 50,000 double rubs | vinyl-coated fabric (prop 65 compliant) | more colors available




Stone
KIL-2901




Apple Tort
KIL-2909




Burlap
KIL-2913




Ice
KIL-2916



Bittersweet
KIL-2904



Nightshade
KIL-2917



Celery
KIL-2919



Claypot
KIL-2905




Charcoal
KIL-2923


KALEIDOSCOPE by Spradling | Grade 2 | Abrasion 100,000 double rubs | 100% PVC vinyl / backing 100% polyester | more colors available



Citron
KAL-4401



Marsh
KAL-4402



Iceberg
KAL-4403




Teal
KAL-4406



Bronze
KAL-4412



Champagne
KAL-4409



Smokehouse
KAL-4410



Saffron
KAL-4411




Bazaar
KAL-4413

Due to pattern scale and color variations in computer monitors and printers, we recommend ordering a memo sample to ensure color accuracy.


Special Order Textiles

Models ordered with Special Order Textiles ship within 6-8 weeks.


INTERLACE NEO by Spradling | Grade 2 | Abrasion 50,000 double rubs | PVC with Permablock & Permaguard abrasion & stain resistance | more colors available




Peacock
INT-5401



Zest
INT-5403



Pollen
INT-5404



Salsa
INT-5405



Fresh
INT-5407




Flaxen
INT-5402



Indigo
INT-5409




Pewter
INT-5406



Espresso
INT-5412

SILVERTEX NEO by Spradling | Grade 2 | Abrasion 100,000 double rubs | PVC with Permablock & Permaguard abrasion & stain resistance | more colors available



Mandarin
122-6061




Sapphire
122-3007



Turquoise
122-3001



Ice
122-4004




Champagne
122-1078




Taupe
122-0009



Luggage
122-0073



Basil
122-5020




Mocca
122-0005

Due to pattern scale and color variations in computer monitors and printers, we recommend ordering a memo sample to ensure color accuracy.

Special Order Textiles

Models ordered with Special Order Textiles ship within 6-8 weeks.

MINGLE by Mayer Fabrics | Grade 2 | Abrasion 250,000 double rubs | 80% Vinyl - Phthalate Free face, 20% Polyester backing | more colors available



Melon
MG-009



Straw
MG-002



Aloe
MG-003



Oyster
MG-047



Hemp
MG-027



Turquoise
MG-023



Rouge
MG-001




Indigo
MG-004




Sterling
MG-016

MOGUL by Momentum | Grade 3 | Abrasion 450,000 double rubs | 100% EPU Polyurethane: GREENGUARD Certified, PVC Free | more colors available




Digital
09462121




Asset
09462044




Bullseye
09462000



Envy
09462066




Boss
09461945



Finance
09462110



Flare
09462055



Heir
09461989




Genius
09462154

Due to pattern scale and color variations in computer monitors and printers, we recommend ordering a memo sample to ensure color accuracy.


Special Order Textiles

Models ordered with Special Order Textiles ship within 6-8 weeks.


SPORT by Momentum | Grade 3 | Abrasion 100,000 double rubs | 98% post-consumer recycled polyester and 2% polyester | more colors available



Aloe
09203808




Flax
09203786



Cadet
09203676



Downpour
09203709




Dayglow
09203643




Alarm
09203610



Mercury
09203720




Apple
09203632




Turquoise
09203665

GALA by Mayer Fabrics | Grade 3 | Abrasion 100,000 double rubs | 81% vinyl with urethane topcoat face and 19% recycled polyester backing | more colors available



Spice
GA-019



Quartz
GA-007



Bronze
GA-010



Honeycomb
GA-002



Sunset
GA-009




Limelight
GA-003



Aquamarine
GA-014



Skipper
GA-004




Truffle
GA-000

Due to pattern scale and color variations in computer monitors and printers, we recommend ordering a memo sample to ensure color accuracy.


Special Order Textiles

Models ordered with Special Order Textiles ship within 6-8 weeks.


COVER CLOTH by Momentum | Grade 4 | Abrasion 200,000 double rubs | 56% Recycled Polyester, 44% Polyester, GREENGUARD Certified | more colors available



Zest
09137742




Electric
09137566




Flame
09137577




Graphite
09137588




Oat
09137643




Platinum
09137654



Sorrel
09137687




Cyan
09137544




Fuchsia
09137753


HOBNOB by Momentum | Grade 4 | Abrasion 87,000 double rubs | 51% Recycled Polyester, 49% Polyester, GREENGUARD Certified | more colors available




Limon
09210144




Bay
09209990




Beyond
09210012




Forest
09210111



Ginger
09209902



Iris
09210023



Shale
09210078



Tangelo
09210045



Carbon
09209968

Due to pattern scale and color variations in computer monitors and printers, we recommend ordering a memo sample to ensure color accuracy.

Special Order Textiles

Models ordered with Special Order Textiles ship within 6-8 weeks.

BALANCE by Mayer Fabrics | Grade 4 | Abrasion 1,300,000 double rubs | 80% Vinyl - Phthalate Free face, 20% Polyester backing | more colors available



Sea
BA-014



Metal
BA-006




Rose
BA-001



Jade
BA-013



Cream
BA-007



Pinot
BA-008



Celadon
BA-003



Copper
BA-009




Denim
BA-004


TRUSS by Mayer Fabrics | Grade 5 | Abrasion 250,000 double rubs | 80% Vinyl - Phthalate Free face, 20% Polyester backing




Cadet
TS-004




Current
TS-001




Ocean
TS-003



Aluminum
TS-006



Sesame
TS-007



Persimmon
TS-009




Storm
TS-016

Due to pattern scale and color variations in computer monitors and printers, we recommend ordering a memo sample to ensure color accuracy.


Special Order Textiles

Models ordered with Special Order Textiles ship within 6-8 weeks.


BELMONT by Mayer Fabrics | Grade 5 | Abrasion 250,000 double rubs | 80% Vinyl - Phthalate Free face, 20% Polyester backing | more colors available




Opal
BL-004



Citrus
BL-002




Sisal
BL-007



Clementine
BL-009




Patina
BL-027




Reef
BL-014



Dune
BL-017



Tidal
BL-024




Gravel
BL-000

CAROUSEL by Mayer Fabrics | Grade 6 | Abrasion 1,000,000 double rubs | 62% Polyurethane Polycarbonate - PVC Free/3% Silicone face, 35% Polyester backing



Mineral
CR-007




Rose Quartz
CR-001



Seaglass
CR-003



Harbor
CR-000



Sunset
CR-008



Fiesta
CR-013



Bluebird
CR-004

Due to pattern scale and color variations in computer monitors and printers, we recommend ordering a memo sample to ensure color accuracy.

CARE & MAINTENANCE

Products are to be used for their intended purpose and inspected on a regular basis to avoid structural failures and possible injury. Inspections are to include confirming there are no loose or missing screws, glides, rivets, casters, etc. Products are to be inspected for cracks, fatigue, or broken welds. Any product showing signs of damage or improper adjustment must be removed from service immediately and notice must be provided to MGI and the furnishing Dealer. Repairs are to be made with factory authorized parts.

VINYL SURFACES

GENERAL CARE

Remove most stains with one of the following steps:

Eye shadow, mascara, grease, black felt tip pen, crayon, chocolate, suntan lotion and hair/body oils

Remove excess spill with a damp cloth. Clean with a 1:1 mix of Ivory soap and water. Rinse with clean water and dry.

Red lipstick

Use a straight application of concentrated cleaners such as Formula 409® or Fantastik® spray cleaner. Wipe with a clean cloth, rinse with water and dry.

Blood, urine, feces, oil-based paint, tar and asphalt

Use a 1:1 mix of ammonia and water, or a 1:10 mix of bleach and water. Rinse with clean water and dry.

All other tough stains

Use a 1:1 mix of isopropyl alcohol and water. If the stain persists, use straight alcohol. Rinse thoroughly with clean water and pat dry. Use a soft cotton cloth saturated with the cleaning material and rub the stain in circles 10 times. Pat dry with another soft cloth and check the results.

LAMINATE SURFACES

- Do not drop heavy objects on laminate and melamine surfaces. It is possible to chip or gouge the surface if a heavy object is dropped on the table top abruptly.
- Do not place hot objects on laminate and melamine surfaces. It is possible to blister or warp the surface top.
- Do not use laminate and melamine surfaces as a cutting board. A sharp knife may slice into the surface top.

Laminates should be cleaned with warm water and soap mixture and dried with a soft cloth. Spills should be wiped up quickly, though. If there is a hard to remove stain, a combination of mild cleaner and baking soda can be used to remove stains from the surface. Scrub with a stiff nylon brush, then clean as you normally would.

DO NOT USE

Harsh chemicals, abrasive bleach based cleaners, sharp writing utensils, or other sharp objects on your laminate or markerboard to avoid scratches.

MARKERBOARD CLEANING

To refresh your writing surface to its original luster, simply wipe entire surface with a soft cloth moistened with warm water or markerboard cleaner, and immediately wipe dry with a clean soft cloth.

- Use only Dry Erase Markers on your markerboard table. Do not use permanent markers as they can permanently stain the surface.
- Do not allow dry erase marker ink to remain on the table for several days without erasing. We recommend that you clean your markerboard weekly to prevent marker color build up.
- Use a dry erase marker to color over areas that are hard to clean or develop ghosting. Then erase the problem area. The solvent in the dry erase ink will frequently clean the soiled area.
- If permanent marker is used on the markerboard table in error, simply marking over the permanent ink with dry erase ink will often allow the permanent ink to be removed.
- Use only erasers that are designed for markerboards. Mr. Clean® Magic Erasers work very well to clean and remove ghosting. Regular erasers do not work well. A clean, soft cloth such as a white t-shirt can be used as an alternative.
- Use only cleaning solutions that are specifically made to clean markerboard. Apply the cleaner to the eraser or soft clean cloth, not directly to the markerboard. Here is a list of some popular cleaning products:
 - Expo® Dry Erase Board Cleaner
 - Quartet® BoardGear Markerboard Cleaner
 - Best Rite® Green Erase Cleaner
 - Staples® Sustainable Earth Multi Whiteboard Cleaner
 - Mar-Kleen® Dry Erase Markerboard Cleaner
 - LCS Whiteboard Cleaner

The cleaning recommendations above are a guide to help in the maintenance of vinyl textiles. They are supplied without warranty, representation or inducement of any kind, including, but not limited to, the implied warranties of merchantability and fitness for particular use or purpose. Marco Group can neither guarantee, nor take responsibility for specific results. Under no circumstances shall Marco Group be liable for any incidental, consequential, or other damage resulting from negligence, misuse, mishandling or exposure of any chemicals used in connection with maintenance. Information relating to chemicals/cleaning solvents, environmental use, and human exposure should be reviewed with appropriate suppliers. Users must read the product specifications and determine appropriateness for specific applications. All label instruction precautions should be followed. All cleaning agents must be rinsed thoroughly with water and wiped with a soft cloth. Residue left by cleaning agents will shorten the life of the product if not removed.



TERMS & CONDITIONS

Everything you need to know about our easy ordering, excellent customer service, support, and more, is available on our website. Learn more about:

- Pricing
- Payment terms
- Order placement, changes, and cancellations
- Returns
- Lead Times
- Freight classes
- Shipping terms

Visit our website for our complete terms and conditions.



Scan Now

to view complete list of terms and conditions.

***Pricing, discounts, payment terms, and other terms and conditions applicable to the sale of products to the Dealer are subject to change by Marco Group Incorporated.**

Product specifications are subject to change. Please contact your Marco or Dealer Representative for complete specifications.

Corporate and Warehouse Physical Address:

5400 Doniphan Drive
Neosho, MO 64850

Email Address: info@madebymarco.net

Payment Remittance:

Marco Group Inc.
5400 Doniphan Drive
Neosho, MO 64850

Phone: 417.455.9663 or 1.888.627.2601

Fax: 417.455.0057

WARRANTY STATEMENT

At Marco, we take immense pride in the quality and craftsmanship of our educational furniture, ensuring that every piece is built to support students in their joy of learning. Our commitment to excellence is reflected in our comprehensive warranty, designed to give our customers peace of mind. We stand behind our products with unwavering confidence. Our customers know that if issues arise, Marco will be there to provide prompt and reliable support.

Our warranty is more than just a promise—it's a testament to the trust we have in our people and our processes as well as the dedication we have to our customers' satisfaction.

You can visit our website for a complete listing of our warranty terms and conditions.



Scan Now

to view complete listing of our warranty terms and conditions.



Today's
Schedule

- 8:00 - Math
- 9:00 - Reading
- 10:00 - Lunch
- 11:00 - Art



5400 Doniphan Drive, Neosho, MO 64850
P 888.627.2601 | F 417.455.0057 | madebymarco.net

©2026 Marco Group, Inc.