



# PRICE GUIDE

Pricing valid January 1, 2026





# Where learning takes shape.

Because great spaces don't just happen—they're built with intention.

At Marco, we believe that every piece of furniture plays a role in shaping how students learn and educators lead. From classrooms that encourage focus to libraries that invite exploration, and band rooms that support creativity—our spaces are built for real learning, real life, and real impact.

With precision manufacturing, American-made craftsmanship, and a commitment to integrity, we design products that do more than fill a room—they help shape the experience inside it.

Because when the environment is right, learning takes shape in powerful ways.



**SEATING**

Apex™ Series .....4  
 MG1100 Series..... 6  
 Premier™ Series..... 7  
 Nova™ Series ..... 7  
 Cushioned Swivel Stool..... 7  
 Minute™ Stool.....7  
 Sonik® Soft Seating..... 8

**DESKS & TABLES**

Apex™ Desks .....15  
 Premier™ Desks.....19  
 MG2200 Activity Tables .....24  
 Apex™ Tables.....30  
 Premier™ Tables.....36  
 Floor Tables .....42  
 Multimedia Tables.....48  
 Flip-n-Nest Tables .....45  
 T-Leg Desks & Tables.....46  
 Café Tables .....47  
 Meeting Tables .....46  
 Discovery™ Workstations.....51  
 Gravit8™ Tables.....50  
 Teacher Desks .....23  
 Cue™ Collection .....22

**STORAGE & ORGANIZATION**

Summit™ Series.....53  
 Horizon™ Series .....54  
 Cubbie Storage .....57  
 Cushion Caddies .....57  
 Mobile Caseloads.....58

**LIBRARY**

Circulation Desk.....63  
 Bookcases .....64  
 Curved Mobile Bookcases .....65

**BAND-STOR COLLECTION**

Uniform/Robe Storage.....75  
 Instrument Storage .....68  
 Mobile Storage Racks .....76  
 Mobile Workstations .....77  
 Folio Cabinets.....78  
 Music Library System.....79  
 Conductor’s Podiums .....79  
 Encore™ Cart.....79

**ACCESSORIES**

Accessories.....83  
 Mobile Room Divider .....82  
 ShapeScapes™ .....81

**MATERIALS AND FINISHES .....86**

**CARE AND MAINTENANCE .....97**

**WARRANTY .....98**

**TERMS AND CONDITIONS .....99**



# Seating



Scan Now  
to Learn More

**APEX™ SERIES STACKING CHAIR**

Model	Description	Wt.	Units Per Carton	List Price
38101-12CR-Bxx	12" Stack Chair with Chrome Frame	8	4	\$ 144.00
38101-14CR-Bxx	14" Stack Chair with Chrome Frame	8.5	4	\$ 148.00
38101-16CR-Axx	16" Stack Chair with Chrome Frame	12	4	\$ 156.00
38101-18CR-Axx	18" Stack Chair with Chrome Frame	12.5	4	\$ 156.00
38101-12GY-Bxx	12" Stack Chair with Gray Frame	8	4	\$ 144.00
38101-14GY-Bxx	14" Stack Chair with Gray Frame	8.5	4	\$ 148.00
38101-16GY-Axx	16" Stack Chair with Gray Frame	12	4	\$ 156.00
38101-18GY-Axx	18" Stack Chair with Gray Frame	12.5	4	\$ 156.00


**APEX™ SERIES CASTER CHAIR**

Model	Description	Wt.	Units Per Carton	List Price
38102-16CR-Axx	16" Caster Chair with Chrome Frame	12.5	2	\$ 227.00
38102-18CR-Axx	18" Caster Chair with Chrome Frame	12.8	2	\$ 227.00
38102-18GY-Axx	18" Caster Chair with Gray Frame	12.8	2	\$ 227.00


**APEX™ SERIES CANTILEVER CHAIR**

Model	Description	Wt.	Units Per Carton	List Price
38301-16CR-Axx	16" Cantilever Chair w/ Chrome Frame	12.5	2	\$ 209.00
38301-18CR-Axx	18" Cantilever Chair w/ Chrome Frame	12.5	2	\$ 209.00
38301-16GY-Axx	16" Cantilever Chair w/ Gray Frame	12.5	2	\$ 209.00
38301-18GY-Axx	18" Cantilever Chair w/ Gray Frame	12.5	2	\$ 209.00


**APEX™ SERIES ADJUSTABLE STOOL**

Model	Description	Wt.	Units Per Carton	List Price
38201-28CR-Axx	24"-30" Adj. Stool w/ Chrome Frame	16.9	1	\$ 252.00
38201-28GY-Axx	24"-30" Adj. Stool w/ Gray Frame	16.9	1	\$ 252.00


**APEX™ SERIES GAS LIFT TASK CHAIR**

Model	Description	Wt.	Units Per Carton	List Price
38103-20BK-Axx	Gas Lift Task Chair with 5-star Base	20	1	\$ 252.00


**APEX™ SERIES GAS LIFT TASK STOOL**

Model	Description	Wt.	Units Per Carton	List Price
38203-32BK-Axx	Gas Lift Task Stool with 5-star Base	35	1	\$ 289.00



xx = Seat Color Code



MG1100 SERIES STACKING CHAIR				
Model	Description	Wt.	Units Per Carton	List Price
MG1101-12CR-Cxx	12" Stack Chair with Chrome Frame	5	6	\$ 107
MG1101-14CR-Bxx	14" Stack Chair with Chrome Frame	6.5	6	\$ 119
MG1101-16CR-Bxx	16" Stack Chair with Chrome Frame	7	6	\$ 130
MG1101-18CR-Axx	18" Stack Chair with Chrome Frame	9	6	\$ 142



MG1100 SERIES CASTER CHAIR				
Model	Description	Wt.	Units Per Carton	List Price
MG1141-18CR-Axx	18" Caster Chair with Chrome Frame	10.5	2	\$ 212



MG1100 SERIES GAS LIFT TASK CHAIR				
Model	Description	Wt.	Units Per Carton	List Price
MG1182-20BK-Axx	Gas Lift Task Chair with 5-star Base	10.9	1	\$ 230

xx = Seat Color Code

## ACCESSORIES

	Model	Description	List Price
	98-1017	Felt Glides (Set of 4) Fits Stacking Chairs and Adjustable Stools.	\$ 10

	Model	Description	List Price
	98-1018	Bell Glides (Set of 5) Fits Gas Lift Chairs with 5-star Base.	\$ 14



**PREMIER™ SERIES STACKING CHAIR**

Model	Description	Wt.	List Price
43101-16CR-Axx	16" Stack Chair with Chrome Frame	12.5	\$ 204
43101-16GY-Axx	16" Stack Chair with Gray Frame	12.5	\$ 204
43101-16CM-Axx	16" Stack Chair with Cream Frame	12.5	\$ 204
43101-18CR-Axx	18" Stack Chair with Chrome Frame	12.5	\$ 218
43101-18GY-Axx	18" Stack Chair with Gray Frame	12.5	\$ 218
43101-18CM-Axx	18" Stack Chair with Cream Frame	12.5	\$ 218



**NOVA™ SERIES STACKING CHAIR**

Model	Description	Units Per Pallet	List Price (each unit)
N101-18CRxx	18" Stack Chair with Chrome Frame	46	\$ 109

Nova chair prices are net and are not discountable. Available in pallet lots of 46 chairs only.



**CUSHIONED SWIVEL STOOL**

Model	Description	List Price		
		Grade 1	Grade 2	Grade 3
L001-xxx-CR	Adj. Cushioned Swivel Stool w/ Chrome Frame (20"W x 22"-30"H x 20"D)	\$ 459	\$ 489	\$ 519
L001-xxx-GY	Adj. Cushioned Swivel Stool w/ Gray Frame (20"W x 22"-30"H x 20"D)	\$ 459	\$ 489	\$ 519

xxx = Textile Color Code



**MINUTE™ STOOL**

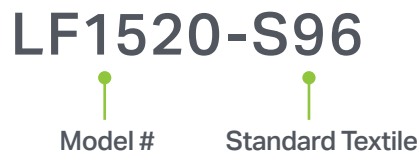
Model	Description	List Price
M002-xx	Adj. Height Stool (16.2"W x 24"-30"H x 18.5"D)	\$ 275

xx = Seat Color Code

Use this guide when placing orders for soft seating.

## ► Soft Seating

with standard textiles



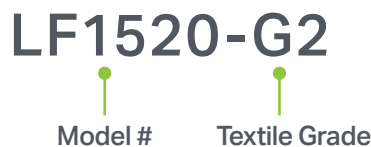
## ► Soft Seating

with special order textiles

**Step 1:** List model number and textile grade as shown  
 NOTE: If choosing two different grade textiles, list the higher grade.

**Step 2:** List textile name and number.  
 NOTE: If choosing two textiles, specify placement for each.

**Example:**  
 Forest BEL-3314 (Side) / Spruce KIL-2920 (Top)

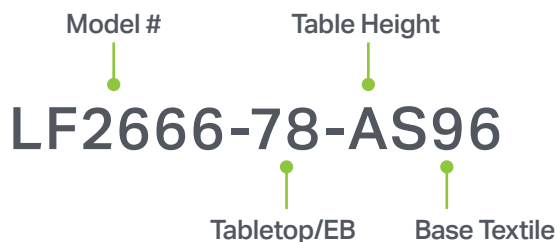


## ► Platform Tables

**Tabletop/EB Color Code**  
 See "Materials & Finishes" section for options and color codes.

**Table Height**  
 A = 26"  
 B = 29"

**Base Textile Code**  
 Choose from one of the standard textiles.  
 See "Materials & Finishes" section for color codes.



Note: Add "P" after Model # if choosing table with Power Supply.

### OPTIONAL ACCESSORIES



Model	Description	List Price
98-1007	1.5" Caster	\$ 14

Available for models where Casters are listed.



Model	Description	List Price
98-1009	Rocker Base	\$ 74

Available for models LF1510 & LF1511 only.  
 Not recommended for hard floor surfaces.

## SONIK® FLOOR ROCKERS



Model	Description	Dimensions	Wt.	List Price		
				Grade 1	Grade 2	Grade 3
LF1512	Floor Rocker	18"W x 6"H x 18"D	12	\$ 278	\$ 297	\$ 316


## SONIK® ROUND OTTOMAN



Model	Description	Dimensions	Wt.	List Price		
				Grade 1	Grade 2	Grade 3
LF1510	16" seat height	19"W x 16"H x 19"D	14.5	\$ 429	\$ 484	\$ 539
LF1511	18" seat height	19"W x 18"H x 19"D	15	\$ 476	\$ 551	\$ 626

Optional Casters or Rocker Base available. (4) casters required.

## SONIK® 30° TRIANGLE OTTOMAN



Model	Description	Dimensions	Wt.	List Price		
				Grade 1	Grade 2	Grade 3
LF1550	16" seat height	21"W x 16"H x 21"D	15	\$ 572	\$ 627	\$ 682
LF1551	18" seat height	21"W x 18"H x 21"D	15.6	\$ 625	\$ 700	\$ 775

Optional Casters available. (3) casters required.

## SONIK® SQUARE OTTOMAN



Model	Description	Dimensions	Wt.	List Price		
				Grade 1	Grade 2	Grade 3
LF1520	16" seat height	19"W x 16"H x 19"D	15.5	\$ 442	\$ 473	\$ 504
LF1521	18" seat height	19"W x 18"H x 19"D	16	\$ 472	\$ 527	\$ 582

Optional Casters available. (4) casters required.

## SONIK® HEXAGON OTTOMAN



Model	Description	Dimensions	Wt.	List Price		
				Grade 1	Grade 2	Grade 3
LF1530	16" seat height	36"W x 16"H x 31"D	27.5	\$ 1211	\$ 1331	\$ 1451
LF1531	18" seat height	36"W x 18"H x 31"D	29	\$ 1275	\$ 1395	\$ 1515

Optional Casters available. (4) casters required.

## SONIK® RECTANGLE FLOOR BENCH



Model	Description	Dimensions	Wt.	List Price		
				Grade 1	Grade 2	Grade 3
LF1204	Rectangle Floor Bench	46"W x 5"H x 12"D	n/a	\$ 719	\$ 799	\$ 879

Optional Casters available. (6) casters required.

## SONIK® RECTANGLE BENCH



Model	Description	Dimensions	Wt.	List Price		
				Grade 1	Grade 2	Grade 3
LF1201	16" seat height	48"W x 16"H x 19"D	42	\$ 1169	\$ 1265	\$ 1361
LF1202	18" seat height	48"W x 18"H x 19"D	43.25	\$ 1166	\$ 1278	\$ 1390

Optional Casters available. (6) casters required.



SONIK® FLOWER SET					
Model	Description	Dimensions	Wt.	List Price	
				Grade 1	Grade 2
LF9014	16" seat height	62"W x 16"H x 56"D	90	\$ 3606	\$ 4018
LF9015	18" seat height	62"W x 18"H x 56"D	98	\$ 3694	\$ 4218

Optional Casters available. (4) casters required per set piece.



SONIK® PETAL OTTOMAN						
Model	Description	Dimensions	Wt.	List Price		
				Grade 1	Grade 2	Grade 3
LF1540	16" seat height	18"W x 16"H x 16"D	12	\$ 458	\$ 513	\$ 568
LF1541	18" seat height	18"W x 18"H x 16"D	12.5	\$ 478	\$ 550	\$ 622

Optional Casters available. (4) casters required.



SONIK® 30" ROUND OTTOMAN						
Model	Description	Dimensions	Wt.	List Price		
				Grade 1	Grade 2	Grade 3
LF1513	16" seat height	30"W x 16"H x 30"D	27.5	\$ 1147	\$ 1234	\$ 1321
LF1514	18" seat height	30"W x 18"H x 30"D	29	\$ 1143	\$ 1234	\$ 1325

Optional Casters available. (4) casters required.



SONIK® SINGLE CHAIRS						
Model	Description	Dimensions	Wt.	List Price		
				Grade 1	Grade 2	Grade 3
LF1003	16" seat height	22"W x 33.3"H x 30"D	30	\$ 1163	\$ 1263	\$ 1363
LF1004	18" seat height	22"W x 35.3"H x 30"D	31.25	\$ 1187	\$ 1287	\$ 1387

Optional Casters available. (4) casters required.



SONIK® INNER WEDGE CHAIRS						
Model	Description	Dimensions	Wt.	List Price		
				Grade 1	Grade 2	Grade 3
LF1022	16" seat height	25.4"W x 33.3"H x 29.3"D	25	\$ 1278	\$ 1364	\$ 1450
LF1023	18" seat height	25.4"W x 35.3"H x 29.3"D	26	\$ 1309	\$ 1405	\$ 1501

Optional Casters available. (4) casters required.



SONIK® OUTER WEDGE CHAIRS						
Model	Description	Dimensions	Wt.	List Price		
				Grade 1	Grade 2	Grade 3
LF1032	16" seat height	25.4"W x 33.3"H x 29.3"D	23	\$ 1276	\$ 1345	\$ 1414
LF1033	18" seat height	25.4"W x 35.3"H x 29.3"D	24	\$ 1308	\$ 1390	\$ 1472

Optional Casters available. (4) casters required.



SONIK® 30° CURVE OTTOMAN						
Model	Description	Dimensions	Wt.	List Price		
				Grade 1	Grade 2	Grade 3
LF1252	16" seat height	27.4"W x 16"H x 24"D	24.25	\$ 954	\$ 1041	\$ 1128
LF1253	18" seat height	27.4"W x 18"H x 24"D	25	\$ 997	\$ 1088	\$ 1179

Optional Casters available. (4) casters required.



SONIK® 60° CURVE OTTOMAN						
Model	Description	Dimensions	Wt.	List Price		
				Grade 1	Grade 2	Grade 3
LF1254	16" seat height	53.2"W x 16"H x 24"D	47	\$ 1617	\$ 1761	\$ 1905
LF1255	18" seat height	53.2"W x 18"H x 24"D	48	\$ 1646	\$ 1790	\$ 1934

Optional Casters available. (5) casters required.



SONIK® 60° CURVE OTTOMAN OD						
Model	Description	Dimensions	Wt.	List Price		
				Grade 1	Grade 2	Grade 3
LF1262	16" seat height	53.2"W x 16"H x 24"D	53	\$ 1218	\$ 1415	\$ 1612
LF1263	18" seat height	53.2"W x 18"H x 24"D	54	\$ 1269	\$ 1466	\$ 1663

Optional Casters available. (5) casters required.



SONIK® 24" CURVE OTTOMAN						
Model	Description	Dimensions	Wt.	List Price		
				Grade 1	Grade 2	Grade 3
LF1240	16" seat height	42"W x 16"H x 18"D	29	\$ 1087	\$ 1187	\$ 1287
LF1241	18" seat height	42"W x 18"H x 18"D	30.25	\$ 1126	\$ 1226	\$ 1326

Optional Casters available. (5) casters required.




SONIK® 36" CURVE OTTOMAN						
Model	Description	Dimensions	Wt.	List Price		
				Grade 1	Grade 2	Grade 3
LF1250	16" seat height	54"W x 16"H x 18"D	36.5	\$ 1132	\$ 1262	\$ 1392
LF1251	18" seat height	54"W x 18"H x 18"D	38	\$ 1314	\$ 1449	\$ 1584

Optional Casters available. (5) casters required.



SONIK® CONVERSATION STATION					
Model	Description	Dimensions	Wt.	List Price	
				Grade 1	Grade 2
LF9016	18" seat height	54"W x 16"H x 18"D	53	\$ 3961	\$ 4198



Sonik® 2-Step  
**LF1810**

Sonik® 3-Step  
**LF1910**

Sonik® 2-Step Inside Corner  
**LF1820**

Sonik® 2-Step Outside Corner  
**LF1821**

SONIK® 2-STEP MODULAR SOFT SEATING						
Model	Description	Dimensions	Wt.	List Price		
				Grade 1	Grade 2	Grade 3
LF1810	2-Step Modular Soft Seating	36"W x 34"H x 40"D	55	\$ 2213	\$ 2405	\$ 2597

Optional Casters available. (4) casters required.

SONIK® 3-STEP MODULAR SOFT SEATING						
Model	Description	Dimensions	Wt.	List Price		
				Grade 1	Grade 2	Grade 3
LF1910	3-Step Modular Soft Seating	36"W x 34"H x 40"D	55	\$ 2358	\$ 2559	\$ 2760

Optional Casters available. (4) casters required.

SONIK® 2-STEP INSIDE CORNER						
Model	Description	Dimensions	Wt.	List Price		
				Grade 1	Grade 2	Grade 3
LF1820	2-Step Inside Corner	40"W x 34"H x 40"D	60	\$ 2717	\$ 2925	\$ 3133

Optional Casters available. (4) casters required.

SONIK® 2-STEP OUTSIDE CORNER						
Model	Description	Dimensions	Wt.	List Price		
				Grade 1	Grade 2	Grade 3
LF1821	2-Step Outside Corner	40"W x 34"H x 40"D	50	\$ 2286	\$ 2451	\$ 2616

Optional Casters available. (4) casters required.



Sonik® Round Table  
LF2666



Sonik® Hexagon Table  
LF2653



Optional Pop-up Power Module  
w/ 2 AC and 2-USB ports



Sonik® Square Table  
LF2616

**SONIK® ROUND TABLE**

Model	Description	Dimensions	List Price (Standard)		List Price (Dry Erase)	
			Grade 1	Grade2	Grade 1	Grade2
LF2666-xx-Bxxx	29" table height	48"W x 29"H x 48"D	\$ 1999	\$ 2081	\$ 2234	\$ 2316
LF2666-xx-Axxx	26" table height	48"W x 26"H x 48"D	\$ 2008	\$ 2081	\$ 2243	\$ 2316
LF2666P-xx-Bxxx	29" table height w/ Power	48"W x 29"H x 48"D	\$ 2259	\$ 2341	\$ 2494	\$ 2576
LF2666P-xx-Bxxx	26" table height w/ Power	48"W x 26"H x 48"D	\$ 2268	\$ 2341	\$ 2503	\$ 2576

NOTE: Table assembly is required.

**SONIK® HEXAGON TABLE**

Model	Description	Dimensions	List Price (Standard)		List Price (Dry Erase)	
			Grade 1	Grade2	Grade 1	Grade2
LF2653-xx-Bxxx	29" table height	64"W x 29"H x 55.5"D	\$ 2433	\$ 2515	\$ 2690	\$ 2772
LF2653-xx-Axxx	26" table height	64"W x 26"H x 55.5"D	\$ 2443	\$ 2515	\$ 2700	\$ 2772
LF2653P-xx-Bxxx	29" table height w/ Power	64"W x 29"H x 55.5"D	\$ 2693	\$ 2775	\$ 2950	\$ 3032
LF2653P-xx-Bxxx	26" table height w/ Power	64"W x 26"H x 55.5"D	\$ 2703	\$ 2775	\$ 2960	\$ 3032

NOTE: Table assembly is required.

**SONIK® SQUARE TABLE**

Model	Description	Dimensions	List Price (Standard)		List Price (Dry Erase)	
			Grade 1	Grade2	Grade 1	Grade2
LF2616-xx-Bxxx	29" table height	48"W x 29"H x 48"D	\$ 1789	\$ 1871	\$ 2024	\$ 2106
LF2616-xx-Axxx	26" table height	48"W x 26"H x 48"D	\$ 1799	\$ 1871	\$ 2034	\$ 2106
LF2616P-xx-Bxxx	29" table height w/ Power	48"W x 29"H x 48"D	\$ 2049	\$ 2131	\$ 2284	\$ 2366
LF2616P-xx-Bxxx	26" table height w/ Power	48"W x 26"H x 48"D	\$ 2059	\$ 2131	\$ 2294	\$ 2366

NOTE: Table assembly is required.

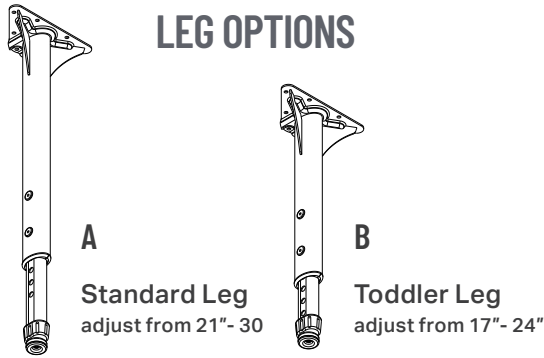


# Desks & Tables



Scan Now  
to Learn More

Use this guide when placing orders for Apex™ Series Desks.



**38-2266-77-BLK**

**Series #**  
38 = Apex

**Model #**

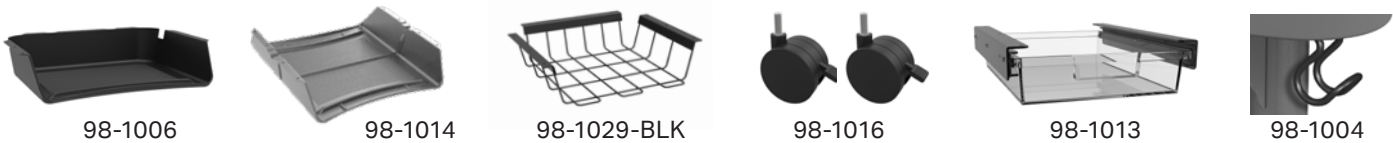
**Tabletop/Edgeband Color Code**

See "Materials & Finishes" for color codes.  
Add "H" before Color Code for High Pressure Laminate Tops

**Leg Height/Color Code**

BLK = Leg 21" - 30" ; Black  
GRY = Leg 21" - 30" ; Gray  
BBK = Leg 17" - 24" ; Black  
BGY = Leg 17" - 24" ; Gray

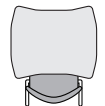
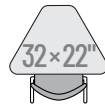
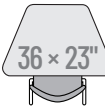
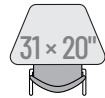
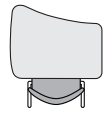
## Desk Accessories



Model	Description	Wt. (lbs.)	List Price
98-1006	Plastic Book Box (20"x 4"x 14.5")	2.5	\$ 61
98-1014	2-Sided Plastic Book Box	2	\$ 60
98-1029-BLK	Wire Book Basket (16.75"x 4"x 15.25")	3	\$ 61
98-1016	2.5" Locking Casters (set of 2)	0.5	\$ 39
98-1013	Makerspace Tray Mount Kit (tray sold separately)	2.3	\$ 100
98-1011	3" Plastic Storage Tray (fits with Makerspace Tray Mount Kit)	1.5	\$ 48
98-1004	Backpack Hook	0.3	\$ 33

Model	Description	Wt.	List Price (Standard)	List Price (Dry Erase)	
	38-2223-xx-Azz	20"x 30" Rectangle Desk (21"x 30" height)	45	\$ 348	\$ 417
	38-2223-xx-Bzz	20"x 30" Rectangle Desk (17"x 24" height)	45	\$ 348	\$ 417
	38-2220-xx-Azz	20"x 36" Rectangle Desk (21"x 30" height)	50	\$ 367	\$ 428
	38-2220-xx-Bzz	20"x 36" Rectangle Desk (17"x 24" height)	50	\$ 367	428
	38-2333-xx-Azz	24"x 28" Rectangle Desk (21"x 30" height)	46	\$ 370	\$ 441
	38-2333-xx-Bzz	24"x 28" Rectangle Desk (17"x 24" height)	46	\$ 370	\$ 441
	38-2229-xx-Azz	24"x 30" Rectangle Desk (21"x 30" height)	48	\$ 374	\$ 448
	38-2229-xx-Bzz	24"x 30" Rectangle Desk (17"x 24" height)	48	\$ 374	\$ 448
	38-2224-xx-Azz	24"x 36" Rectangle Desk (21"x 30" height)	54	\$ 421	\$ 522
	38-2224-xx-Bzz	24"x 36" Rectangle Desk (17"x 24" height)	54	\$ 421	\$ 522
	38-2291-xx-Azz	24"x 28" Curve Desk (21"x 30" height)	38	\$ 403	\$ 453
	38-2291-xx-Bzz	24"x 28" Curve Desk (17"x 24" height)	38	\$ 403	\$ 453
	38-2271-xx-Azz	29.75"x 33.5" Gem Desk (21"x 30" height)	34	\$ 402	\$ 489
	38-2271-xx-Bzz	29.75"x 33.5" Gem Desk (17"x 24" height)	34	\$ 402	\$ 489
	38-2272-xx-Azz	23"x 41" Triangle Desk (21"x 30" height)	34	\$ 385	\$ 445
	38-2272-xx-Bzz	23"x 41" Triangle Desk (17"x 24" height)	34	\$ 385	\$ 445

xx = Tabletop/Edge Band Color Code    zz = Leg Color Code Code



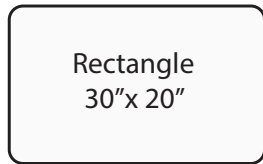
Model	Description	Wt.	List Price (Standard)	List Price (Dry Erase)
38-2274-xx-Azz	24"x 30" Flare Desk (21"x 30" height)	46	\$ 417	\$ 491
38-2274-xx-Bzz	24"x 30" Flare Desk (17"x 24" height)	46	\$ 417	\$ 491
38-2283-xx-Azz	20"x 31" Trapezoid Desk (21"x 30" height)	36	\$ 385	\$ 445
38-2283-xx-Bzz	20"x 31" Trapezoid Desk (17"x 24" height)	36	\$ 385	\$ 445
38-2284-xx-Azz	23"x 36" Trapezoid Desk (21"x 30" height)	39	\$ 394	\$ 459
38-2284-xx-Bzz	23"x 36" Trapezoid Desk (17"x 24" height)	39	\$ 394	\$ 459
38-2285-xx-Azz	22"x 32" Trapezoid Desk (21"x 30" height)	39	\$ 385	\$ 445
38-2285-xx-Bzz	22"x 32" Trapezoid Desk (17"x 24" height)	39	\$ 385	\$ 445
38-2292-xx-Azz	25"x 30" Chevron Desk (21"x 30" height)	35	\$ 365	\$ 459
38-2292-xx-Bzz	25"x 30" Chevron Desk (17"x 24" height)	35	\$ 365	\$ 459
38-2290-xx-Azz	31"x 38" Chevron Desk (21"x 30" height)	44	\$ 420	\$ 544
38-2290-xx-Bzz	31"x 38" Chevron Desk (17"x 24" height)	44	\$ 420	\$ 544
38-2310-xx-Azz	24"x 28" Contour Desk (21"x 30" height)	32	\$ 385	\$ 447
38-2310-xx-Bzz	24"x 28" Contour Desk (17"x 24" height)	32	\$ 385	\$ 447

xx = Tabletop/Edge Band Color Code zz = Leg Color Code Code

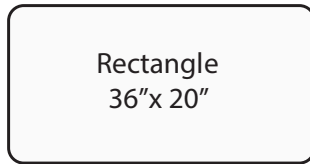
HPL laminates available upon request. Call for pricing.

## Desk Models

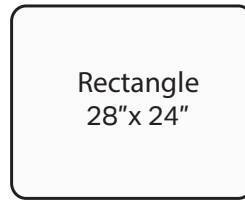
---



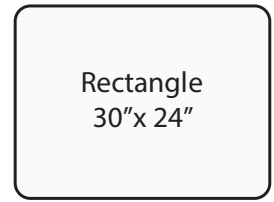
**2223**



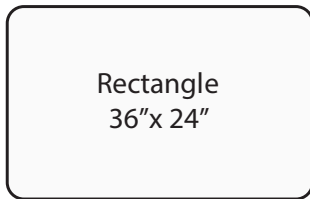
**2220**



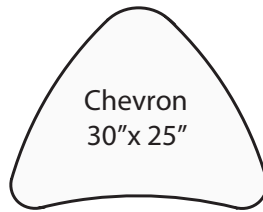
**2233**



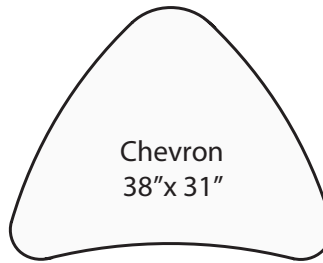
**2229**



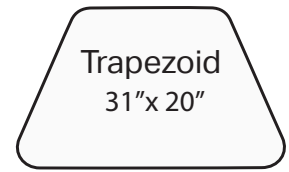
**2224**



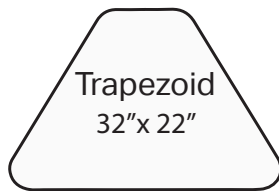
**2292**



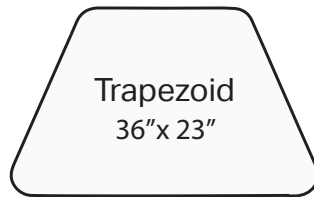
**2290**



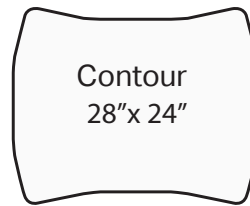
**2283**



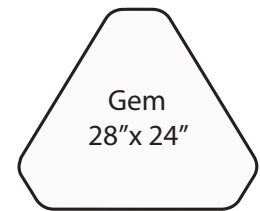
**2285**



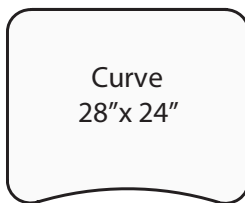
**2284**



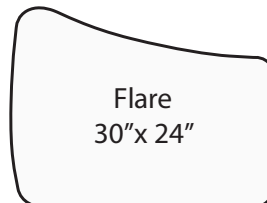
**2310**



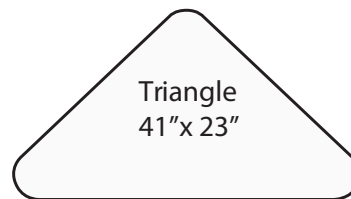
**2271**



**2291**

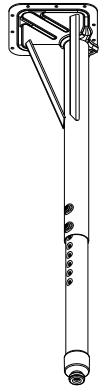


**2274**



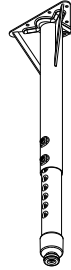
**2272**

Use this guide when placing orders for Premier™ Series Desks.



**A**

**Standing Height**  
adjust from 32" - 42"  
(Only available with  
Rectangle, Gem,  
Contour and Flare  
desk models)



**B**

**Sitting Height**  
adjust from 21" - 31"



**LEG OPTIONS**

43-2266-77-BBK

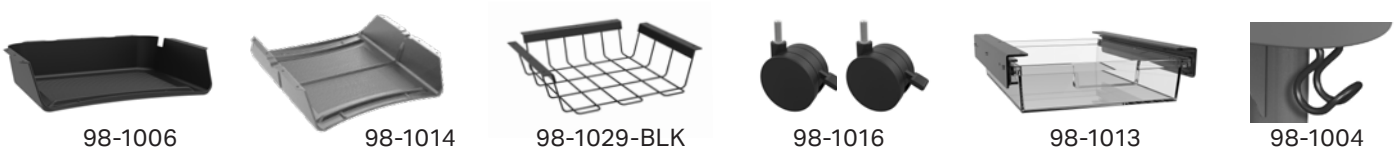
**Series #**  
43 = Premier

**Model #**  
Choose from models  
shown on next page

**Tabletop/Edgeband  
Color Code**  
See Color Code Chart below.

**Leg Height/Color Code**  
ABK = Leg 32" - 42"; Black  
AGY = Leg 32" - 42"; Gray  
BBK = Leg 21" - 31"; Black  
BGY = Leg 21" - 31"; Gray

**Desk Accessories**

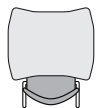
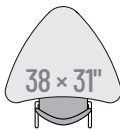
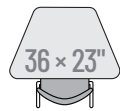
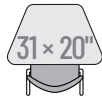
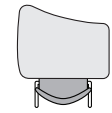


Model	Description	Wt. (lbs.)	List Price
98-1006	Plastic Book Box (20"x 4"x 14.5")	2.5	\$ 61
98-1014	2-Sided Plastic Book Box	2	\$ 60
98-1029-BLK	Wire Book Basket (16.75"x 4"x 15.25")	3	\$ 61
98-1016	2.5" Locking Casters (set of 2)	0.5	\$ 39
98-1013	Makerspace Tray Mount Kit (tray sold separately)	2.3	\$ 100
98-1011	3" Plastic Storage Tray (fits with Makerspace Tray Mount Kit)	1.5	\$ 48
98-1004	Backpack Hook	0.3	\$ 33

NOTE: Plastic Book Boxes (98-1006 & 98-1014), and Makerspace Tray Mount Kit will not fit on Premier Desks with "A" legs. Wire Book Basket will not fit desk models (43-2223, 43-2229, 43-2271, 43-2274, and 43-2310) with "A" legs.


Model	Description	Wt.	List Price (Standard)	List Price (Dry Erase)	
	43-2223-xx-Azz	20"x 30" Rectangle Desk (32"-42" Height)	55	\$ 453	\$ 522
	43-2223-xx-Bzz	20"x 30" Rectangle Desk (21"-31" Height)	45	\$ 357	\$ 426
	43-2220-xx-Azz	20"x 36" Rectangle Desk (32"-42" Height)	50	\$ 472	\$ 534
	43-2220-xx-Bzz	20"x 36" Rectangle Desk (21"-31" Height)	50	\$ 376	\$ 438
	43-2233-xx-Azz	24"x 28" Rectangle Desk (32"-42" Height)	56	\$ 472	\$ 547
	43-2233-xx-Bzz	24"x 28" Rectangle Desk (21"-31" Height)	46	\$ 376	\$ 451
	43-2229-xx-Azz	24"x 30" Rectangle Desk (32"-42" Height)	48	\$ 479	\$ 619
	43-2229-xx-Bzz	24"x 30" Rectangle Desk (21"-31" Height)	58	\$ 383	\$ 460
	43-2224-xx-Azz	24"x 36" Rectangle Desk (32"-42" Height)	54	\$ 528	\$ 631
	43-2224-xx-Bzz	24"x 36" Rectangle Desk (21"-31" Height)	54	\$ 432	\$ 534
	43-2291-xx-Bzz	24"x 28" Curve Desk (21"-31" Height)	38	\$ 413	\$ 464
	43-2271-xx-Ayzz	29.75"x 33.5" Gem Desk (32"-42" Height)	44	\$ 508	\$ 597
	43-2271-xx-Byzz	29.75"x 33.5" Gem Desk (21"-31" Height)	34	\$ 411	\$ 501
	43-2272-xx-Bzz	23"x 40" Triangle Desk (21"-31" Height)	34	\$ 395	\$ 457

xx = Tabletop/Edge Band Color Code    zz = Leg Color Code Code



Model	Description	Wt.	List Price (Standard)	List Price (Dry Erase)
43-2274-xx-Azz	24"x 30" Flare Desk (32"-42" Height)	56	\$ 522	\$ 600
43-2274-xx-Bzz	24"x 30" Flare Desk (21"-31" Height)	46	\$ 426	\$ 503
43-2283-xx-Bzz	20"x 31" Trapezoid Desk (21"-31" Height)	36	\$ 395	\$ 457
43-2284-xx-Bzz	23"x 36" Trapezoid Desk (21"-31" Height)	39	\$ 404	\$ 471
43-2285-xx-Bzz	22"x 32" Trapezoid Desk (21"-31" Height)	39	\$ 395	\$ 457
43-2292-xx-Bzz	25"x 30" Chevron Desk (21"-31" Height)	35	\$ 374	\$ 471
43-2290-xx-Bzz	31"x 38" Chevron Desk (21"-31" Height)	44	\$ 429	\$ 557
43-2310-xx-Bzz	24"x 28" Contour Desk (21"-31" Height)	32	\$ 395	\$ 459

xx = Tabletop/Edge Band Color Code zz = Leg Color Code Code  
 HPL laminates available upon request. Call for pricing.



<b>CUE™ PNEUMATIC DESK &amp; PODIUM COLLECTION</b>			
<b>Model</b>	<b>Dimensions</b>	<b>List Price (Standard)</b>	<b>List Price (Dry Erase)</b>
371306-xx-zz	Pneumatic Desk (60"W x 30"D x 28"-42"H)	\$ 1742	\$ 2017
372104-xx-zz	Pneumatic Podium (30"W x 20"D x 28"-42"H)	\$ 761	\$ 828
<b>Model</b>	<b>Dimensions</b>	<b>List Price (Non-Locking)</b>	<b>List Price (Locking)</b>
371708-xx	2-Drawer Mobile Cabinet (NL) (16"W x 21.5"D x 24.3"H)	\$ 1061	\$ 1086
371710-xx	3-Drawer Mobile Cabinet (NL) (16"W x 21.5"D x 28"H)	\$ 1244	\$ 1265
371709-xx	Podium 2-Door Cabinet (NL) (24"W x 10"D x 14"H)	\$ 622	\$ 681

xx = Laminate Color Code      zz = Leg Color Code



LEFT SIDE CABINET TEACHER'S DESK		
Model	Dimensions	List Price
37-1304L-3191	60"W x 29.5"H x 30"D w/ Standard Laminate Top	\$ 2073
37-1304L-31B6	60"W x 29.5"H x 30"D w/ Dry Erase Top	\$ 2217



RIGHT SIDE CABINET TEACHER'S DESK		
Model	Dimensions	List Price
37-1304R-3191	60"W x 29.5"H x 30"D w/ Standard Laminate Top	\$ 2073
37-1304R-31B6	60"W x 29.5"H x 30"D w/ Dry Erase Top	\$ 2217



DOUBLE CABINET TEACHER'S DESK		
Model	Dimensions	List Price
37-1305-3191	60"W x 29.5"H x 30"D w/ Standard Laminate Top	\$ 3322
37-1305-31B6	60"W x 29.5"H x 30"D w/ Dry Erase Top	\$ 3464

# MG2200 SERIES TABLES

Use this guide when placing orders for MG Series Tables.



## MG-2266-77-BBLK


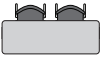






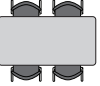

**Series #** | **Model #** | **xx = Tabletop/Edgeband Color Code** | **Leg Size** | **zzz = Leg Color**  
 MG = MG | See page 2 or Catalog to select. | See Color Code Chart below. Add "H" before Color Code for High Pressure Laminate Tops | A = 16" - 24" Leg | BLK = Black Leg  
 B = 21" - 30" Leg | GRY = Gray Leg

### EDGE BAND COLORS

	Black	Gray	Navy	Blue	Blueberry	Apple	Red	Orange	Purple
Solar Oak	49	G4	G5	G6	G8	G7	70	M6	N4
Wild Cherry	60	H1	H2	H3	H6	H4	H5	M7	N5
Fusion Maple	50	61	F9	62	G2	G1	63	M8	N6
Weathered Teak	P7	P8	P9	Q1	Q2	Q3	Q4	Q5	Q6
Gray Nebula	77	78	F3	F4	F7	F5	F6	N1	N7
Asian Night	J9	K1	K2	K3	K6	K4	K5	K7	N9
Boardwalk Oak	K8	K9	L1	L2	L5	L3	L4	L6	P1
Pewter Mesh	J1	J2	J3	J4	J7	J5	J6	J8	P2
New Age Oak	T2	T3	T4	T5	T6	T7	T8	T9	U1
High Rise	U4	U5	U6	U7	U8	U9	V1	V2	V3
White Dry Erase	22	23	25	26	29	27	28	B2	B3
Glacier White	C6	C5	<b>TABLETOP WITH EDGE BAND COLOR CODE CHART</b>						
Inspid	D5	D4							
Mirage	D3	D2							
Evergreen Mist	D1	C9							
Ocean	C4	C3							
Tsunami	C8	C7							

TABLETOP LAMINATES

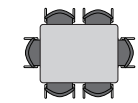
# MG2200 SERIES TABLES

Model	Description	Wt.	List Price (Standard)	List Price (Dry Erase)
 MG2221-xx-Azzz MG2221-xx-Bzzz	20"x 54" Rectangle /16"- 24" Leg 20"x 54" Rectangle /21"- 30" Leg	46	\$ 358	\$ 478
 MG2222-xx-Azzz MG2222-xx-Bzzz	20"x 60" Rectangle /16"- 24" Leg 20"x 60" Rectangle /21"- 30" Leg	42	\$ 367	\$ 489
 MG2224-xx-Azzz MG2224-xx-Bzzz	24"x 36" Rectangle /16"- 24" Leg 24"x 36" Rectangle /21"- 30" Leg	38	\$ 286	\$ 376
 MG2225-xx-Azzz MG2225-xx-Bzzz	24"x 54" Rectangle /16"- 24" Leg 24"x 54" Rectangle /21"- 30" Leg	46	\$ 376	\$ 526
 MG2226-xx-Azzz MG2226-xx-Bzzz	24"x 48" Rectangle /16"- 24" Leg 24"x 48" Rectangle /21"- 30" Leg	47	\$ 289	\$ 416
 MG2228-xx-Azzz MG2228-xx-Bzzz	24"x 60" Rectangle /16"- 24" Leg 24"x 60" Rectangle /21"- 30" Leg	60	\$ 399	\$ 566
 MG2230-xx-Azzz MG2230-xx-Bzzz	24"x 72" Rectangle /16"- 24" Leg 24"x 72" Rectangle /21"- 30" Leg	69	\$ 453	\$ 633
 MG2236-xx-Azzz MG2236-xx-Bzzz	30"x 48" Rectangle /16"- 24" Leg 30"x 48" Rectangle /21"- 30" Leg	55	\$ 326	\$ 442
 MG2237-xx-Azzz MG2237-xx-Bzzz	30"x 60" Rectangle /16"- 24" Leg 30"x 60" Rectangle /21"- 30" Leg	71	\$ 385	\$ 565
 MG2238-xx-Azzz MG2238-xx-Bzzz	30"x 72" Rectangle /16"- 24" Leg 30"x 72" Rectangle /21"- 30" Leg	83	\$ 459	\$ 639

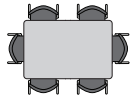
xx = Tabletop/Edge Band Color Code zzz = Leg Color Code Code

HPL laminates available upon request. Call for pricing.

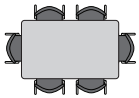
# MG2200 SERIES TABLES



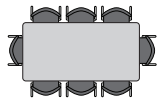
Model	Description	Wt.	List Price (Standard)	List Price (Dry Erase)
MG2246-xx-Azzz MG2246-xx-Bzzz	36"x 48" Rectangle / 16"– 24" Leg 36"x 48" Rectangle / 21"– 30" Leg	65	\$ 414	\$ 606



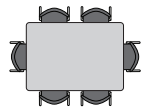
MG2249-xx-Azzz MG2249-xx-Bzzz	36"x 54" Rectangle / 16"– 24" Leg 36"x 54" Rectangle / 21"– 30" Leg	67	\$ 489	\$ 692
----------------------------------	--	----	--------	--------



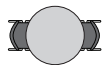
MG2247-xx-Azzz MG2247-xx-Bzzz	36"x 60" Rectangle / 16"– 24" Leg 36"x 60" Rectangle / 21"– 30" Leg	82	\$ 495	\$ 823
----------------------------------	--	----	--------	--------



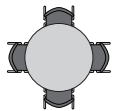
MG2248-xx-Azzz MG2248-xx-Bzzz	36"x 72" Rectangle / 16"– 24" Leg 36"x 72" Rectangle / 21"– 30" Leg	92	\$ 631	\$ 944
----------------------------------	--	----	--------	--------



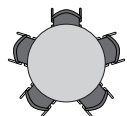
MG2250-xx-Azzz MG2250-xx-Bzzz	42"x 60" Rectangle / 16"– 24" Leg 42"x 60" Rectangle / 21"– 30" Leg	93	\$ 531	\$ 725
----------------------------------	--	----	--------	--------



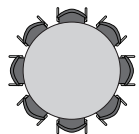
MG2244-xx-Azzz MG2244-xx-Bzzz	30" Round / 16"– 24" Leg 30" Round / 21"– 30" Leg	42	\$ 367	\$ 494
----------------------------------	--	----	--------	--------



MG2245-xx-Azzz MG2245-xx-Bzzz	42" Round / 16"– 24" Leg 42" Round / 21"– 30" Leg	56	\$ 401	\$ 594
----------------------------------	--	----	--------	--------



MG2266-xx-Azzz MG2266-xx-Bzzz	48" Round / 16"– 24" Leg 48" Round / 21"– 30" Leg	70	\$ 414	\$ 606
----------------------------------	--	----	--------	--------




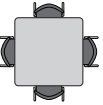
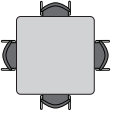

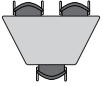

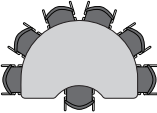
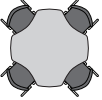
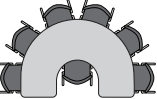
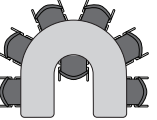
MG2207-xx-Azzz MG2207-xx-Bzzz	60" Round / 16"– 24" Leg 60" Round / 21"– 30" Leg	101	\$ 570	\$ 913
----------------------------------	--	-----	--------	--------



MG2277-xx-Azzz MG2277-xx-Bzzz	30"x 60" Half Round / 16"– 24" Leg 30"x 60" Half Round / 21"– 30" Leg	41	\$ 284	\$ 376
----------------------------------	--	----	--------	--------

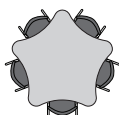
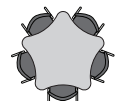
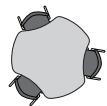
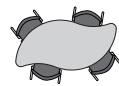
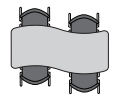
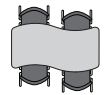
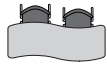
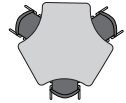
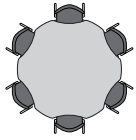
xx = Tabletop/Edge Band Color Code    zzz = Leg Color Code Code

HPL laminates available upon request. Call for pricing.

	Model	Description	Wt.	List Price (Standard)	List Price (Dry Erase)
	MG2212-xx-AZZZ MG2212-xx-BZZZ	36" Square / 16"- 24" Leg 36" Square / 21"- 30" Leg	52	\$ 403	\$ 558
	MG2214-xx-AZZZ MG2214-xx-BZZZ	42" Square / 16"- 24" Leg 42" Square / 21"- 30" Leg	66	\$ 414	\$ 607
	MG2216-xx-AZZZ MG2216-xx-BZZZ	48" Square / 16"- 24" Leg 48" Square / 21"- 30" Leg	83	\$ 414	\$ 607
	MG2276-xx-AZZZ MG2276-xx-BZZZ	24"x 48" Trapezoid / 16"- 24" Leg 24"x 48" Trapezoid / 21"- 30" Leg	39	\$ 284	\$ 379
	MG2287-xx-AZZZ MG2287-xx-BZZZ	30"x 60" Trapezoid / 16"- 24" Leg 30"x 60" Trapezoid / 21"- 30" Leg	55	\$ 388	\$ 555
	MG2267-xx-AZZZ MG2267-xx-BZZZ	36"x 72" Kidney / 16"- 24" Leg 36"x 72" Kidney / 21"- 30" Leg	95	\$ 569	\$ 897
	MG2268-xx-AZZZ MG2268-xx-BZZZ	48"x 72" Kidney / 16"- 24" Leg 48"x 72" Kidney / 21"- 30" Leg	102	\$ 563	\$ 923
	MG2265-xx-AZZZ MG2265-xx-BZZZ	48"x 48" Clover / 16"- 24" Leg 48"x 48" Clover / 21"- 30" Leg	65	\$ 401	\$ 591
	MG2227-xx-AZZZ MG2227-xx-BZZZ	48"x 72" Horseshoe / 16"- 24" Leg 48"x 72" Horseshoe / 21"- 30" Leg	89	\$ 651	\$ 1010
	MG2270-xx-AZZZ MG2270-xx-BZZZ	60"x 66" Horseshoe / 16"- 24" Leg 60"x 66" Horseshoe / 21"- 30" Leg	103	\$ 679	\$ 964

xx = Tabletop/Edge Band Color Code    zzz = Leg Color Code Code  
HPL laminates available upon request. Call for pricing.

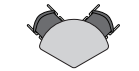
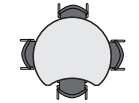
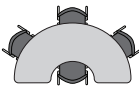
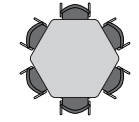
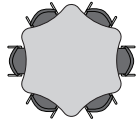
# MG2200 SERIES TABLES



Model	Description	Wt.	List Price (Standard)	List Price (Dry Erase)
MG2208-xx-Azzz MG2208-xx-Bzzz	60"x 60" Flower / 16"– 24" Leg 60"x 60" Flower / 21"– 30" Leg	96	\$ 572	\$ 929
MG2251-xx-Azzz MG2251-xx-Bzzz	60"x 60" Delta / 16"– 24" Leg 60"x 60" Delta / 21"– 30" Leg	78	\$ 682	\$ 1039
MG2252-xx-Azzz MG2252-xx-Bzzz	54"x 30" Wave Half Round / 16"– 24" Leg 54"x 30" Wave Half Round / 21"– 30" Leg	56	\$ 411	\$ 590
MG2257-xx-Azzz MG2257-xx-Bzzz	60"x 24" Wave / 16"– 24" Leg 60"x 24" Wave / 21"– 30" Leg	68	\$ 415	\$ 590
MG2258-xx-Azzz MG2258-xx-Bzzz	54"x 30" Wave / 16"– 24" Leg 54"x 30" Wave / 21"– 30" Leg	70	\$ 448	\$ 711
MG2259-xx-Azzz MG2259-xx-Bzzz	60"x 30" Wave / 16"– 24" Leg 60"x 30" Wave / 21"– 30" Leg	80	\$ 489	\$ 626
MG2255-xx-Azzz MG2255-xx-Bzzz	60"x 30" Veer / 16"– 24" Leg 60"x 30" Veer / 21"– 30" Leg	48	\$ 423	\$ 603
MG2264-xx-Azzz MG2264-xx-Bzzz	48"x 48" Triad / 16"– 24" Leg 48"x 48" Triad / 21"– 30" Leg	78	\$ 423	\$ 615
MG2280-xx-Azzz MG2280-xx-Bzzz	48"x 48" 5-Star / 16"– 24" Leg 48"x 48" 5-Star / 21"– 30" Leg	47	\$ 452	\$ 643
MG2281-xx-Azzz MG2281-xx-Bzzz	60"x 60" 5-Star / 16"– 24" Leg 60"x 60" 5-Star / 21"– 30" Leg	71	\$ 631	\$ 930

xx = Tabletop/Edge Band Color Code    zzz = Leg Color Code Code

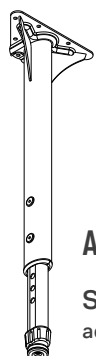
HPL laminates available upon request. Call for pricing.



Model	Description	Wt.	List Price (Standard)	List Price (Dry Erase)
MG2282-xx-AZZZ MG2282-xx-BZZZ	60"x 60" 6-Star / 16"- 24" Leg 60"x 60" 6-Star / 21"- 30" Leg	87	\$ 658	\$ 959
MG2254-xx-AZZZ MG2254-xx-BZZZ	54.5"x 48" Hexagon / 16"- 24" Leg 54.5"x 48" Hexagon / 21"- 30" Leg	81	\$ 562	\$ 823
MG2279-xx-AZZZ MG2279-xx-BZZZ	72"x 36" Half Moon / 16"- 24" Leg 72"x 36" Half Moon / 21"- 30" Leg	56	\$ 580	\$ 826
MG2296-xx-AZZZ MG2296-xx-BZZZ	48"x 48" Scoop / 16"- 24" Leg 48"x 48" Scoop / 21"- 30" Leg	59	\$ 432	\$ 606
MG2294-xx-AZZZ MG2294-xx-BZZZ	30"x 40" Section / 16"- 24" Leg 30"x 40" Section / 21"- 30" Leg	29	\$ 339	\$ 434
MG2295-xx-AZZZ MG2295-xx-BZZZ	35"x 50" Section / 16"- 24" Leg 35"x 50" Section / 21"- 30" Leg	34	\$ 409	\$ 562

xx = Tabletop/Edge Band Color Code    zzz = Leg Color Code Code  
HPL laminates available upon request. Call for pricing.

Use this guide when placing orders for Apex™ Series Tables.



## LEG OPTIONS

**A**

**Standard Leg**  
adjust from 21"- 30"



**B**

**Toddler Leg**  
adjust from 17"- 24"



# 38-2266-77-BLK

**Series #**  
38 = Apex

**Model #**  
Choose from models shown on next page

**Tabletop/Edgeband Color Code**  
See Color Code Chart below.  
Add "H" before Color Code for High Pressure Laminate Tops

**Leg Height/Color Code**  
BLK = Leg 21" - 30"; Black  
GRY = Leg 21" - 30"; Gray  
BBK = Leg 17" - 24"; Black  
BGY = Leg 17" - 24"; Gray


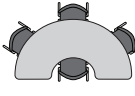

### EDGE BAND COLORS

	Black	Gray	Navy	Blue	Blueberry	Apple	Red	Orange	Purple
Solar Oak	49	G4	G5	G6	G8	G7	70	M6	N4
Wild Cherry	60	H1	H2	H3	H6	H4	H5	M7	N5
Fusion Maple	50	61	F9	62	G2	G1	63	M8	N6
Weathered Teak	P7	P8	P9	Q1	Q2	Q3	Q4	Q5	Q6
Gray Nebula	77	78	F3	F4	F7	F5	F6	N1	N7
Asian Night	J9	K1	K2	K3	K6	K4	K5	K7	N9
Boardwalk Oak	K8	K9	L1	L2	L5	L3	L4	L6	P1
Pewter Mesh	J1	J2	J3	J4	J7	J5	J6	J8	P2
New Age Oak	T2	T3	T4	T5	T6	T7	T8	T9	U1
High Rise	U4	U5	U6	U7	U8	U9	V1	V2	V3
White Dry Erase	22	23	25	26	29	27	28	B2	B3
Glacier White	C6	C5	<b>TABLETOP WITH EDGE BAND COLOR CODE CHART</b>						
Inspid	D5	D4							
Mirage	D3	D2							
Evergreen Mist	D1	C9							
Ocean	C4	C3							
Tsunami	C8	C7							

TABLETOP LAMINATES

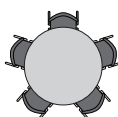
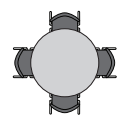
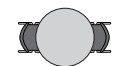
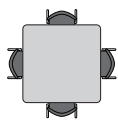
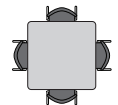
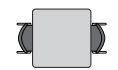
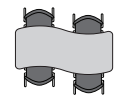
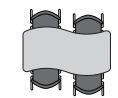
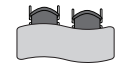
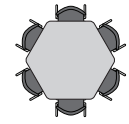
Model	Description	Wt.	List Price (Standard)	List Price (Dry Erase)
	38-2221-xx-Azz Rectangle (20"x 54"x 21"-30")	45	\$ 444	\$ 575
	38-2221-xx-Bzz Rectangle (20"x 54"x 17"-24")			
	38-2222-xx-Azz Rectangle (20"x 60"x 21"-30")	75	\$ 458	\$ 570
	38-2222-xx-Bzz Rectangle (20"x 60"x 17"-24")			
	38-2226-xx-Azz Rectangle (24"x 48"x 21"-30")	55	\$ 402	\$ 498
	38-2226-xx-Bzz Rectangle (24"x 48"x 17"-24")			
	38-2225-xx-Azz Rectangle (24"x 54"x 21"-30")	60	\$ 503	\$ 630
	38-2225-xx-Bzz Rectangle (24"x 54"x 17"-24")			
	38-2228-xx-Azz Rectangle (24"x 60"x 21"-30")	68	\$ 501	\$ 670
	38-2228-xx-Bzz Rectangle (24"x 60"x 17"-24")			
	38-2230-xx-Azz Rectangle (24"x 72"x 21"-30")	77	\$ 566	\$ 750
	38-2230-xx-Bzz Rectangle (24"x 72"x 17"-24")			
	38-2236-xx-Azz Rectangle (30"x 48"x 21"-30")	63	\$ 429	\$ 568
	38-2236-xx-Bzz Rectangle (30"x 48"x 17"-24")			
	38-2237-xx-Azz Rectangle (30"x 60"x 21"-30")	79	\$ 545	\$ 730
	38-2237-xx-Bzz Rectangle (30"x 60"x 17"-24")			
	38-2238-xx-Azz Rectangle (30"x 72"x 21"-30")	91	\$ 581	\$ 768
	38-2238-xx-Bzz Rectangle (30"x 72"x 17"-24")			
	38-2246-xx-Azz Rectangle (36"x 48"x 21"-30")	76	\$ 614	\$ 882
	38-2246-xx-Bzz Rectangle (36"x 48"x 17"-24")			

xx = Tabletop/Edge Band Color Code zz = Leg Color Code Code  
 HPL laminates available upon request. Call for pricing.

	Model	Description	Wt.	List Price (Standard)	List Price (Dry Erase)
	38-2249-xx-AZZ 38-2249-xx-BZZ	Rectangle (36"x 54"x 21"-30") Rectangle (36"x 54"x 17"-24")	82	\$ 664	\$ 1029
	38-2247-xx-AZZ 38-2247-xx-BZZ	Rectangle (36"x 60"x 21"-30") Rectangle (36"x 60"x 17"-24")	90	\$ 692	\$ 1043
	38-2248-xx-AZZ 38-2248-xx-BZZ	Rectangle (36"x 72"x 21"-30") Rectangle (36"x 72"x 17"-24")	100	\$ 729	\$ 950
	38-2250-xx-AZZ 38-2250-xx-BZZ	Rectangle (42"x 60"x 21"-30") Rectangle (42"x 60"x 17"-24")	100	\$ 686	\$ 942
	38-2251-xx-AZZ 38-2251-xx-BZZ	Delta (60"x 60"x 21"-30") Delta (60"x 60"x 17"-24")	91	\$ 966	\$ 1334
	38-2252-xx-AZZ 38-2252-xx-BZZ	Wave Half Round (30"x 54"x 21"-30") Wave Half Round (30"x 54"x 17"-24")	56	\$ 557	\$ 741
	38-2279-xx-AZZ 38-2279-xx-BZZ	Half Moon (36"x 72"x 21"-30") Half Moon (36"x 72"x 17"-24")	100	\$ 811	\$ 1029
	38-2278-xx-AZZ 38-2278-xx-BZZ	Half Round (30"x 60"x 21"-30") Half Round (30"x 60"x 17"-24")	67	\$ 545	\$ 699
	38-2276-xx-AZZ 38-2276-xx-BZZ	Trapezoid (24"x 48"x 21"-30") Trapezoid (24"x 48"x 17"-24")	48	\$ 458	\$ 557
	38-2287-xx-AZZ 38-2287-xx-BZZ	Trapezoid (30"x 60"x 21"-30") Trapezoid (30"x 60"x 17"-24")	63	\$ 545	\$ 730

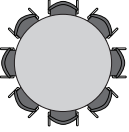
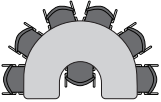
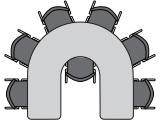
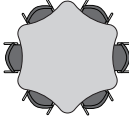
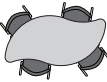
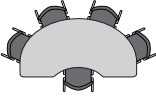
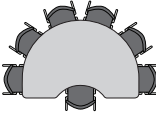
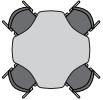


xx = Tabletop/Edge Band Color Code    zz = Leg Color Code Code

HPL laminates available upon request. Call for pricing.



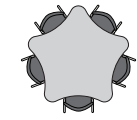
Model	Description	Wt.	List Price (Standard)	List Price (Dry Erase)
38-2254-xx-AZZ 38-2254-xx-BZZ	Hexagon (54.5"x 48"x 21"-30") Hexagon (54.5"x 48"x 17"-24")	81	\$ 885	\$ 1127
38-2257-xx-AZZ 38-2257-xx-BZZ	Wave (24"x 60"x 21"-30") Wave (24"x 60"x 17"-24")	68	\$ 545	\$ 729
38-2258-xx-AZZ 38-2258-xx-BZZ	Wave (30"x 54"x 21"-30") Wave (30"x 54"x 17"-24")	70	\$ 638	\$ 823
38-2259-xx-AZZ 38-2259-xx-BZZ	Wave(30"x 60"x 21"-30") Wave(30"x 60"x 17"-24")	80	\$ 658	\$ 843
38-2212-xx-AZZ 38-2212-xx-BZZ	Square (36"X 36"x 21"-30") Square (36"X 36"x 17"-24")	45	\$ 495	\$ 644
38-2214-xx-AZZ 38-2214-xx-BZZ	Square (42"X 42"x 21"-30") Square (42"X 42"x 17"-24")	61	\$ 508	\$ 705
38-2216-xx-AZZ 38-2216-xx-BZZ	Square (48"X 48"x 21"-30") Square (48"X 48"x 17"-24")	91	\$ 508	\$ 705
38-2244-xx-AZZ 38-2244-xx-BZZ	Round (36"X 36"x 21"-30") Round (36"X 36"x 17"-24")	51	\$ 495	\$ 644
38-2245-xx-AZZ 38-2245-xx-BZZ	Round (42"X 42"x 21"-30") Round (42"X 42"x 17"-24")	46	\$ 566	\$ 750
38-2266-xx-AZZ 38-2266-xx-BZZ	Round (48"X 48"x 21"-30") Round (48"X 48"x 17"-24")	78	\$ 509	\$ 705

xx = Tabletop/Edge Band Color Code    zz = Leg Color Code Code  
HPL laminates available upon request. Call for pricing.

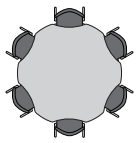
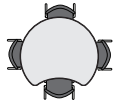
	Model	Description	Wt.	List Price (Standard)	List Price (Dry Erase)
	38-2207-xx-Azz 38-2207-xx-Bzz	Round (60"X 60"x 21"-30") Round (60"X 60"x 17"-24")	111	\$ 705	\$ 1064
	38-2227-xx-Azz 38-2227-xx-Bzz	Horseshoe (48"x 72"x 21"-30") Horseshoe (48"x 72"x 17"-24")	97	\$ 816	\$ 1184
	38-2270-xx-Azz 38-2270-xx-Bzz	Horseshoe (60"x 66"x 21"-30") Horseshoe (60"x 66"x 17"-24")	111	\$ 906	\$ 1274
	38-2282-xx-Azz 38-2282-xx-Bzz	6-Star (60"x 60"x 21"-30") 6-Star (60"x 60"x 17"-24")	55	\$ 1035	\$ 1342
	38-2255-xx-Azz 38-2255-xx-Bzz	Veer (60"x 30"x 21"-30") Veer (60"x 30"x 17"-24")	44	\$ 506	\$ 658
	38-2267-xx-Azz 38-2267-xx-Bzz	Kidney (36"x 72"x 21"-30") Kidney (36"x 72"x 17"-24")	100	\$ 811	\$ 1029
	38-2268-xx-Azz 38-2268-xx-Bzz	Kidney (48"x 72"x 21"-30") Kidney (48"x 72"x 17"-24")	110	\$ 816	\$ 1184
	38-2265-xx-Azz 38-2265-xx-Bzz	Clover (48"x 48"x 21"-30") Clover (48"x 48"x 17"-24")	55	\$ 690	\$ 882
	38-2264-xx-Azz 38-2264-xx-Bzz	Triad (48"x 48"x 21"-30") Triad (48"x 48"x 17"-24")	49	\$ 617	\$ 813
	38-2280-xx-Azz 38-2280-xx-Bzz	5-Star (48"x 48"x 21"-30") 5-Star (48"x 48"x 17"-24")	47	\$ 730	\$ 927

xx = Tabletop/Edge Band Color Code    zz = Leg Color Code Code

HPL laminates available upon request. Call for pricing.

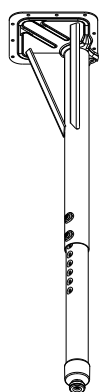


Model	Description	Wt.	List Price (Standard)	List Price (Dry Erase)
38-2281-xx-Azz 38-2281-xx-Bzz	5-Star (60"x 60"x 21"-30") 5-Star (60"x 60"x 17"-24")	71	\$ 921	\$ 1228
38-2296-xx-Azz 38-2296-xx-Bzz	Scoop (48"x 48"x 21"-30") Scoop (48"x 48"x 17"-24")	59	\$ 509	\$ 705
38-2208-xx-Azz 38-2208-xx-Bzz	Flower (60"x 60"x 21"-30") Flower (60"x 60"x 17"-24")	96	\$ 733	\$ 1088
38-2294-xx-Azz 38-2294-xx-Bzz	Section (30"x 40"x 21"-30") Section (30"x 40"x 17"-24")	78	\$ 438	\$ 566
38-2295-xx-Azz 38-2295-xx-Bzz	Section (35"x 50"x 21"-30") Section (35"x 50"x 17"-24")	34	\$ 512	\$ 675



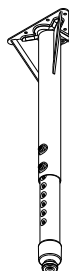
xx = Tabletop/Edge Band Color Code    zz = Leg Color Code Code  
 HPL laminates available upon request. Call for pricing.

Use this guide when placing orders for Premier™ Series Tables.



**A**

**Standing Height**  
adjust from 32" - 42"



**B**

**Sitting Height**  
adjust from 21" - 31"



# 43-2266-77-BBK

**Series #**

43 = Premier

**Model #**

Choose from models shown on next page

**Tabletop/Edgeband Color Code**

See Color Code Chart below.  
Add "H" before Color Code for High Pressure Laminate Tops

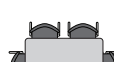
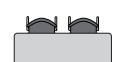
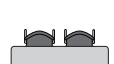
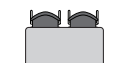
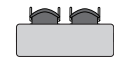
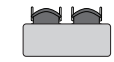
**Leg Height/Color Code**

ABK = Leg 32" - 42"; Black  
AGY = Leg 32" - 42"; Gray  
BBK = Leg 21" - 31"; Black  
BGY = Leg 21" - 31"; Gray

**EDGE BAND COLORS**

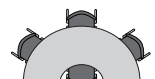
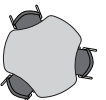
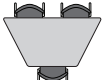
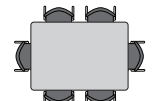
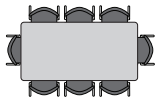
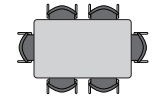
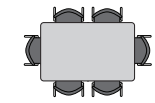
	Black	Gray	Navy	Blue	Blueberry	Apple	Red	Orange	Purple
Solar Oak	49	G4	G5	G6	G8	G7	70	M6	N4
Wild Cherry	60	H1	H2	H3	H6	H4	H5	M7	N5
Fusion Maple	50	61	F9	62	G2	G1	63	M8	N6
Weathered Teak	P7	P8	P9	Q1	Q2	Q3	Q4	Q5	Q6
Gray Nebula	77	78	F3	F4	F7	F5	F6	N1	N7
Asian Night	J9	K1	K2	K3	K6	K4	K5	K7	N9
Boardwalk Oak	K8	K9	L1	L2	L5	L3	L4	L6	P1
Pewter Mesh	J1	J2	J3	J4	J7	J5	J6	J8	P2
New Age Oak	T2	T3	T4	T5	T6	T7	T8	T9	U1
High Rise	U4	U5	U6	U7	U8	U9	V1	V2	V3
White Dry Erase	22	23	25	26	29	27	28	B2	B3
Glacier White	C6	C5	<b>TABLETOP WITH EDGE BAND COLOR CODE CHART</b>						
Inspid	D5	D4							
Mirage	D3	D2							
Evergreen Mist	D1	C9							
Ocean	C4	C3							
Tsunami	C8	C7							

TABLETOP LAMINATES



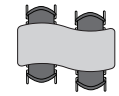
Model	Description	Wt.	List Price (Standard)	List Price (Dry Erase)
43-2221-xx-Azz	Rectangle Table (20"x 54"x 32"-42")	55	\$ 550	\$ 684
43-2221-xx-Bzz	Rectangle Table (20"x 54"x 21"-31")	55	\$ 453	\$ 588
43-2222-xx-Azz	Rectangle Table (20"x 60"x 32"-42")	60	\$ 550	\$ 682
43-2222-xx-Bzz	Rectangle Table (20"x 60"x 21"-31")	55	\$ 470	\$ 586
43-2226-xx-Azz	Rectangle Table (24"x 48"x 32"-42")	55	\$ 509	\$ 609
43-2226-xx-Bzz	Rectangle Table (24"x 48"x 21"-31")	55	\$ 411	\$ 513
43-2225-xx-Azz	Rectangle Table (24"x 54"x 32"-42")	60	\$ 597	\$ 770
43-2225-xx-Bzz	Rectangle Table (24"x 54"x 21"-31")	55	\$ 515	\$ 645
43-2228-xx-Azz	Rectangle Table (24"x 60"x 32"-42")	68	\$ 611	\$ 785
43-2228-xx-Bzz	Rectangle Table (24"x 60"x 21"-31")	68	\$ 514	\$ 687
43-2230-xx-Azz	Rectangle Table (24"x 72"x 32"-42")	77	\$ 677	\$ 866
43-2230-xx-Bzz	Rectangle Table (24"x 72"x 21"-31")	77	\$ 580	\$ 768
43-2236-xx-Azz	Rectangle Table (30"x 48"x 21"-31")	63	\$ 538	\$ 679
43-2236-xx-Bzz	Rectangle Table (30"x 48"x 32"-42")	63	\$ 441	\$ 582
43-2237-xx-Azz	Rectangle Table (30"x 60"x 32"-42")	79	\$ 657	\$ 845
43-2237-xx-Bzz	Rectangle Table (30"x 60"x 21"-31")	79	\$ 560	\$ 749
43-2238-xx-Azz	Rectangle Table (30"x 72")	91	\$ 693	\$ 882
43-2238-xx-Bzz	Rectangle Table (30"x 72")	91	\$ 596	\$ 786
43-2246-xx-Azz	Rectangle Table (36"x 48" x 32"-42")	78	\$ 699	\$ 966
43-2246-xx-Bzz	Rectangle Table (36"x 48" x 21"-31")	78	\$ 628	\$ 904

xx = Tabletop/Edge Band Color Code zz = Leg Color Code Code  
HPL laminates available upon request. Call for pricing.

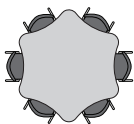
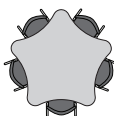
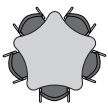
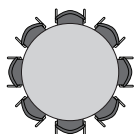
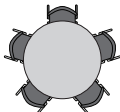
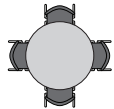
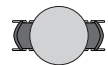
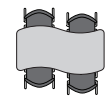
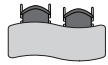


Model	Description	Wt.	List Price (Standard)	List Price (Dry Erase)
43-2249-xx-Azz	Rectangle Table (36"x 54" x 32"-42")	48	\$ 750	\$ 1122
43-2249-xx-Bzz	Rectangle Table (36"x 54" x 21"-31")	48	\$ 679	\$ 1061
43-2247-xx-Azz	Rectangle Table (36"x 60" x 32"-42")	56	\$ 806	\$ 1166
43-2247-xx-Bzz	Rectangle Table (36"x 60" x 21"-31")	56	\$ 710	\$ 1068
43-2248-xx-Azz	Rectangle Table (36"x 72")	100	\$ 844	\$ 1219
43-2248-xx-Bzz	Rectangle Table (36"x 72")	100	\$ 747	\$ 1085
43-2250-xx-Azz	Rectangle Table (42"x 60" x 32"-42")	78	\$ 806	\$ 1166
43-2250-xx-Bzz	Rectangle Table (42"x 60" x 21"-31")	78	\$ 710	\$ 1068
43-2278-xx-Azz	Half Round Table (30"x 60" x 32"-42")	67	\$ 657	\$ 813
43-2278-xx-Bzz	Half Round Table (30"x 60" x 21"-31")	67	\$ 504	\$ 717
43-2276-xx-Azz	Trapezoid Table (24"x 48" x 32"-42")	48	\$ 566	\$ 667
43-2276-xx-Bzz	Trapezoid Table (24"x 48" x 21"-31")	48	\$ 470	\$ 570
43-2287-xx-Azz	Trapezoid Table (30"x 60" x 32"-42")	70	\$ 657	\$ 845
43-2287-xx-Bzz	Trapezoid Table (30"x 60" x 21"-31")	70	\$ 560	\$ 749
43-2264-xx-Azz	Triad Table (48"x 48" x 32"-42")	78	\$ 733	\$ 930
43-2264-xx-Bzz	Triad Table (48"x 48" x 21"-31")	78	\$ 631	\$ 832
43-2279-xx-Azz	Half Moon Table (36"x 72" x 32"-42")	56	\$ 925	\$ 1153
43-2279-xx-Bzz	Half Moon Table (36"x 72" x 21"-31")	56	\$ 829	\$ 1057
43-2252-xx-Azz	Wave Half Round Table (30"x 54" x 32"-42")	56	\$ 667	\$ 856
43-2252-xx-Bzz	Wave Half Round Table (30"x 54" x 21"-31")	56	\$ 570	\$ 758

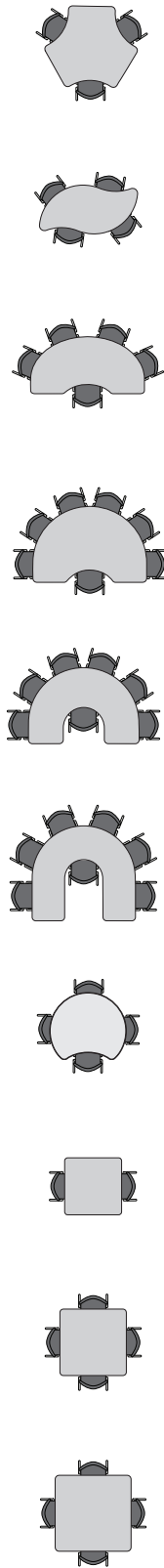
xx = Tabletop/Edge Band Color Code    zz = Leg Color Code Code  
HPL laminates available upon request. Call for pricing.



Model	Description	Wt.	List Price (Standard)	List Price (Dry Erase)
43-2259-xx-AZZ	Wave Table (30"x 60"x 32"-42")	67	\$ 773	\$ 962
43-2259-xx-BZZ	Wave Table (30"x 60"x 21"-31")	67	\$ 676	\$ 865
43-2257-xx-AZZ	Wave Table (24"x 60" x 32"-42")	78	\$ 657	\$ 843
43-2257-xx-BZZ	Wave Table (24"x 60" x 21"-31")	78	\$ 560	\$ 747
43-2258-xx-AZZ	Wave Table (30"x 54" x 32"-42")	70	\$ 751	\$ 940
43-2258-xx-BZZ	Wave Table (30"x 54" x 21"-31")	70	\$ 653	\$ 842
43-2244-xx-AZZ	Round Table (36"x 36"x 32"-42")	78	\$ 603	\$ 756
43-2244-xx-BZZ	Round Table (36"x 36" x 21"-31")	78	\$ 507	\$ 659
43-2245-xx-AZZ	Round Table (42"x 42"x 32"-42")	78	\$ 621	\$ 820
43-2245-xx-BZZ	Round Table (42"x 42" x 21"-31")	78	\$ 522	\$ 723
43-2266-xx-AZZ	Round Table (48"x 48"x 32"-42")	78	\$ 621	\$ 820
43-2266-xx-BZZ	Round Table (48"x 48" x 21"-31")	78	\$ 522	\$ 723
43-2207-xx-AZZ	Round Table (60"x 60"x 32"-42")	111	\$ 810	\$ 1184
43-2207-xx-BZZ	Round Table (60"x 60" x 21"-31")	111	\$ 723	\$ 1091
43-2280-xx-AZZ	5-Star Table (48"x 48"x 32"-42")	47	\$ 845	\$ 1046
43-2280-xx-BZZ	5-Star Table (48"x 48" x 21"-31")	47	\$ 749	\$ 949
43-2281-xx-AZZ	5-Star Table (60"x 60"x 32"-42")	71	\$ 1039	\$ 1355
43-2281-xx-BZZ	5-Star Table (60"x 60" x 21"-31")	71	\$ 942	\$ 1258
43-2282-xx-AZZ	6-Star Table (60"x 60"x 32"-42")	90	\$ 1158	\$ 1473
43-2282-xx-BZZ	6-Star Table (60"x 60" x 21"-31")	90	\$ 1061	\$ 1375



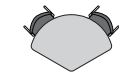
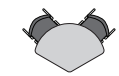
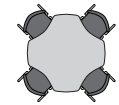
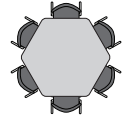
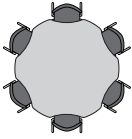
xx = Tabletop/Edge Band Color Code zz = Leg Color Code Code  
HPL laminates available upon request. Call for pricing.



Model	Description	Wt.	List Price (Standard)	List Price (Dry Erase)
43-2251-xx-Azz	Delta Table (60"x 60" x 32"-42")	78	\$ 1136	\$ 1514
43-2251-xx-Bzz	Delta Table (60"x 60" x 21"-31")	78	\$ 991	\$ 1369
43-2255-xx-Azz	Veer Table (30"x 60" x 32"-42")	48	\$ 617	\$ 773
43-2255-xx-Bzz	Veer Table (30"x 60" x 21"-31")	48	\$ 519	\$ 676
43-2267-xx-Azz	Kidney Table (36"x 72" x 32"-42")	56	\$ 925	\$ 1153
43-2267-xx-Bzz	Kidney Table (36"x 72" x 21"-31")	56	\$ 829	\$ 1057
43-2268-xx-Azz	Kidney Table (48"x 72" x 32"-42")	110	\$ 934	\$ 1311
43-2268-xx-Bzz	Kidney Table (48"x 72" x 21"-31")	110	\$ 837	\$ 1214
43-2227-xx-Azz	Horseshoe Table (48"x 72" x 32"-42")	110	\$ 934	\$ 1311
43-2227-xx-Bzz	Horseshoe Table (48"x 72" x 21"-31")	110	\$ 837	\$ 1214
43-2270-xx-Azz	Horseshoe Table (60"x 66" x 32"-42")	110	\$ 1026	\$ 1404
43-2270-xx-Bzz	Horseshoe Table (60"x 66" x 21"-31")	110	\$ 929	\$ 1307
43-2296-xx-Azz	Scoop Table (48"x 48" x 32"-42")	110	\$ 621	\$ 820
43-2296-xx-Bzz	Scoop Table (48"x 48" x 21"-31")	110	\$ 522	\$ 723
43-2212-xx-Azz	Square Table (36"x 36" x 32"-42")	45	\$ 594	\$ 795
43-2212-xx-Bzz	Square Table (36"x 36" x 21"-31")	45	\$ 497	\$ 699
43-2214-xx-Azz	Square Table (42"x 42" x 32"-42")	61	\$ 606	\$ 807
43-2214-xx-Bzz	Square Table (42"x 42" x 21"-31")	61	\$ 509	\$ 711
43-2216-xx-Azz	Square Table (48"x 48" x 32"-42")	110	\$ 618	\$ 819
43-2216-xx-Bzz	Square Table (48"x 48" x 21"-31")	110	\$ 521	\$ 723

xx = Tabletop/Edge Band Color Code    zz = Leg Color Code Code

HPL laminates available upon request. Call for pricing.



Model	Description	Wt.	List Price (Standard)	List Price (Dry Erase)
43-2208-xx-AZZ	Flower Table (60"x 60" x 32"-42")	78	\$ 848	\$ 1224
43-2208-xx-BZZ	Flower Table (60"x 60" x 21"-31")	78	\$ 751	\$ 1127
43-2254-xx-AZZ	Hexagon Table (54.5"x 48" x 32"-42")	110	\$ 1052	\$ 1301
43-2254-xx-BZZ	Hexagon Table (54.5"x 48" x 21"-31")	110	\$ 906	\$ 1156
43-2265-xx-AZZ	Clover Table (48"x 48" x 32"-42")	55	\$ 805	\$ 1001
43-2265-xx-BZZ	Clover Table (48"x 48" x 21"-31")	55	\$ 708	\$ 904
43-2294-xx-AZZ	Section Table (30"x 40" x 32"-42")	29	\$ 555	\$ 677
43-2294-xx-BZZ	Section Table (48"x 48" x 21"-31")	29	\$ 458	\$ 581
43-2295-xx-AZZ	Section Table (35"x 50" x 32"-42")	34	\$ 632	\$ 781
43-2295-xx-BZZ	Section Table (35"x 50" x 21"-31")	34	\$ 534	\$ 684

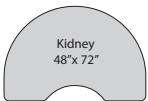
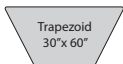
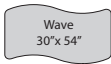
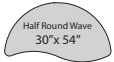
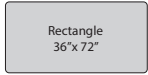
xx = Tabletop/Edge Band Color Code    zz = Leg Color Code Code  
 HPL laminates available upon request. Call for pricing.



FLOOR TABLES				
Model	Description	Wt.	List Price (Standard)	List Price (Dry Erase)
Rectangle 24"x 48"	38-2226-xx-CGY Floor Rectangle Table (24"x 48")	55	\$ 402	\$ 498
Rectangle 24"x 60"	38-2228-xx-CGY Floor Rectangle Table (24"x 60")	68	\$ 501	\$ 686
Rectangle 24"x 72"	38-2230-xx-CGY Floor Rectangle Table (24"x 72")	77	\$ 566	\$ 750
Rectangle 30"x 48"	38-2236-xx-CGY Floor Rectangle Table (30"x 48")	63	\$ 428	\$ 551
Rectangle 30"x 60"	38-2237-xx-CGY Floor Rectangle Table (30"x 60")	79	\$ 544	\$ 729
Rectangle 30"x 72"	38-2238-xx-CGY Floor Rectangle Table (30"x 72")	91	\$ 581	\$ 766
Rectangle 36"x 60"	38-2247-xx-CGY Floor Rectangle Table (36"x 60")	90	\$ 692	\$ 1060

xx = Tabletop/Edge Band Color Code

HPL laminates available upon request. Call for pricing.

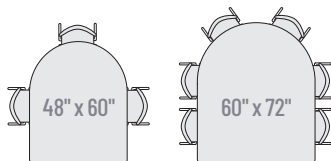


FLOOR TABLES				
Model	Description	Wt.	List Price (Standard)	List Price (Dry Erase)
38-2248-xx-CGY	Floor Rectangle Table (36"x 72")	100	\$ 727	\$ 948
38-2251-xx-CGY	Floor Delta Table (60")	91	\$ 966	\$ 1272
38-2252-xx-CGY	Floor Wave Half Round Table (30"x 54")	56	\$ 581	\$ 736
38-2258-xx-CGY	Floor Wave Table (30"x 54")	70	\$ 638	\$ 823
38-2216-xx-CGY	Floor Square Table (48")	91	\$ 508	\$ 705
38-2244-xx-CGY	Floor Round Table (36")	51	\$ 495	\$ 605
38-2266-xx-CGY	Floor Round Table (48")	78	\$ 508	\$ 705
38-2276-xx-CGY	Floor Trapezoid Table (24"x 48")	48	\$ 458	\$ 557
38-2287-xx-CGY	Floor Trapezoid Table (30"x 60")	63	\$ 544	\$ 699
38-2270-xx-CGY	Floor Horseshoe Table (60"x 66")	111	\$ 906	\$ 1274
38-2268-xx-CGY	Floor Kidney Table (48"x 72")	110	\$ 814	\$ 1183
38-2254-xx-CGY	Floor Hexagon Table (54.5"x 48")	95	\$ 885	\$ 1130

xx = Tabletop/Edge Band Color Code

HPL laminates available upon request. Call for pricing.

# MULTIMEDIA TABLES



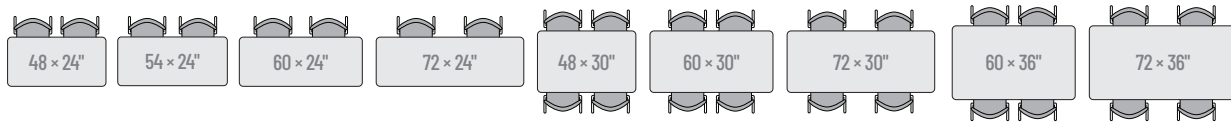
MULTIMEDIA TABLES			
Model	Description	List Price (Standard)	List Price (Dry Erase)
43-2260-xx-Bzz	(60"L x 48"W x 21-31"H)	\$ 859	\$ 1218
43-2260-Pxx-Bzz	(60"L x 48"W x 21-31"H) w/ Outlet	\$ 1146	\$ 1506
43-2260-xx-Azz	(60"L x 48"W x 32-42"H)	\$ 900	\$ 1260
43-2260-Pxx-Azz	(60"L x 48"W x 32-42"H) w/ Outlet	\$ 1187	\$ 1545
43-2261-xx-Bzz	(72"L x 60"W x 21-31"H)	\$ 902	\$ 1262
43-2261-Pxx-Bzz	(72"L x 60"W x 21-31"H) w/ Outlet	\$ 1184	\$ 1544
43-2261-xx-Azz	(72"L x 60"W x 32-42"H)	\$ 941	\$ 1301
43-2261-Pxx-Azz	(72"L x 60"W x 32-42"H) w/ Outlet	\$ 1227	\$ 1586

xx = Tabletop/Edge Band Color Code  
zz = Leg Color Code Code

HPL laminates available upon request. Call for pricing.

Optional Power Module with 3-AC Outlets and 2-USB Ports. Module has a 10 foot power cord and Overload protection with reset switch.





FLIP & NEST TRAINING TABLES			
Model	Description	List Price (Standard)	List Price (Dry Erase)
42261129-xx-zz	(48"L x 24"W x 29"H) Rectangle	\$ 1233	\$ 1319
42251129-xx-zz	(54"L x 24"W x 29"H) Rectangle	\$ 1270	\$ 1412
42281129-xx-zz	(60"L x 24"W x 29"H) Rectangle	\$ 1294	\$ 1432
42301129-xx-zz	(72"L x 24"W x 29"H) Rectangle	\$ 1342	\$ 1507
42361129-xx-zz	(48"L x 30"W x 29"H) Rectangle	\$ 1305	\$ 1415
42371129-xx-zz	(60"L x 30"W x 29"H) Rectangle	\$ 1386	\$ 1524
42381129-xx-zz	(72"L x 30"W x 29"H) Rectangle	\$ 1427	\$ 1593
42471129-xx-zz	(60"L x 36"W x 29"H) Rectangle	\$ 1488	\$ 1579
42481129-xx-zz	(72"L x 36"W x 29"H) Rectangle	\$ 1567	\$ 1910

xx = Tabletop/Edge Band Color Code    zz = Leg Color Code Code

HPL laminates available upon request. Call for pricing.

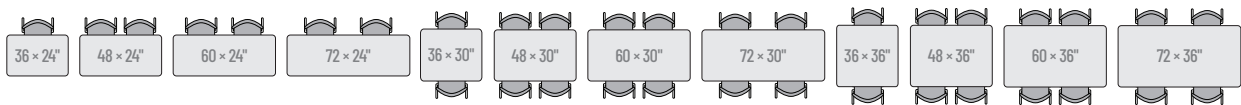
# T-LEG DESKS & TABLES



(36" x 24") Desk



(60" x 36") Table



T-LEG DESKS & TABLES			
Model	Dimensions	List Price (Standard)	List Price (Dry Erase)
42240530-xx-zz	(36"W x 24"D x 22"-30"H) Rectangle	\$ 540	\$ 642
42260530-xx-zz	(48"W x 24"D x 22"-30"H) Rectangle	\$ 521	\$ 618
42280530-xx-zz	(60"W x 24"D x 22"-30"H) Rectangle	\$ 620	\$ 789
42300530-xx-zz	(72"W x 24"D x 22"-30"H) Rectangle	\$ 686	\$ 869
42350530-xx-zz	(36"W x 30"D x 22"-30"H) Rectangle	\$ 591	\$ 717
42360530-xx-zz	(48"W x 30"D x 22"-30"H) Rectangle	\$ 576	\$ 714
42370530-xx-zz	(60"W x 30"D x 22"-30"H) Rectangle	\$ 692	\$ 876
42380530-xx-zz	(72"W x 30"D x 22"-30"H) Rectangle	\$ 727	\$ 915
42120530-xx-zz	(36"W x 36"D x 22"-30"H) Rectangle	\$ 642	\$ 791
42460530-xx-zz	(48"W x 36"D x 22"-30"H) Rectangle	\$ 761	\$ 1029
42470530-xx-zz	(60"W x 36"D x 22"-30"H) Rectangle	\$ 838	\$ 1190
42480530-xx-zz	(72"W x 36"D x 22"-30"H) Rectangle	\$ 875	\$ 1097

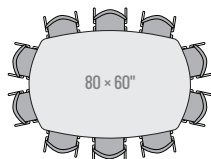
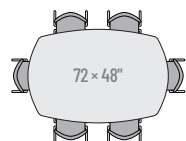
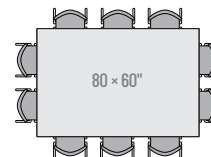
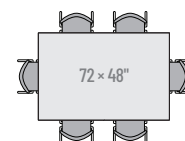
xx = Tabletop/Edge Band Color Code    zz = Leg Color Code Code

HPL laminates available upon request. Call for pricing.

CAFÉ TABLES					
Model	Description	Height	Wt.	List Price (Standard)	List Price (Dry Erase)
MG2543-XX-229GY	30" Round Top/ Gray Base	29"	47	\$ 539	\$ 628
MG2544-XX-229GY	36" Round Top/ Gray Base	29"	56	\$ 581	\$ 688
MG2511-XX-229GY	30" Square Top/ Gray Base	29"	69	\$ 539	\$ 628
MG2512-XX-229GY	36" Square Top/ Gray Base	29"	73	\$ 581	\$ 688
MG2543-XX-242GY	30" Round Top/ Gray Base	42"	54	\$ 581	\$ 670
MG2511-XX-242GY	30" Square Top/ Gray Base	42"	56	\$ 582	\$ 673
MG2548-XX-229GY	36"x72" Rectangle Dual Base	29"	80	\$ 1157	\$ 1373
MG2548-XX-242GY	36"x72" Rectangle Dual Base	42"	82	\$ 1240	\$ 1456



xx = Tabletop/Edge Band Color Code  
 HPL laminates available upon request. Call for pricing.



H-BASE MEETING TABLES		
Model	Description	List Price
42A10630-M	Rectangle (72"W x 30"H x 48"D)	\$ 1572
42A10630-MP	Rectangle (72"W x 30"H x 48"D w/ Power)	\$ 1934
42A20630-M	Rectangle (80"W x 30"H x 60"D)	\$ 1798
42A20630-MP	Rectangle (80"W x 30"H x 60"D w/ Power)	\$ 2161
42A30630-M	Oval (72"W x 30"H x 48"D)	\$ 1525
42A30630-MP	Oval (72"W x 30"H x 48"D w/ Power)	\$ 1888
42A40630-M	Oval (80"W x 30"H x 60"D)	\$ 1748
42A40630-MP	Oval (80"W x 30"H x 60"D w/ Power)	\$ 2001



T-BASE MEETING TABLES		
Model	Description	List Price
42A10730-M	Rectangle (72"W x 30"H x 48"D)	\$ 2819
42A10730-MP	Rectangle (72"W x 30"H x 48"D w/ Power)	\$ 3182
42A30730-M	Oval (72"W x 30"H x 48"D)	\$ 2804
42A30730-MP	Oval (72"W x 30"H x 48"D w/ Power)	\$ 3166



A-BASE MEETING TABLES		
Model	Description	List Price
42A10830-M	Rectangle (72"W x 30"H x 48"D)	\$ 2217
42A10830-MP	Rectangle (72"W x 30"H x 48"D w/ Power)	\$ 2579
42A30830-M	Oval (72"W x 30"H x 48"D)	\$ 2214
42A30830-MP	Oval (72"W x 30"H x 48"D w/ Power)	\$ 2577



GRAVIT8™ TABLE (BASE OPTION)		
Model	Description	List Price (Standard)
42A71236-xxxx	Base Option- 72"W x 36"D x 36"H	\$ 2112



GRAVIT8™ TABLE (OPTION 2)		
Model	Description	List Price (Standard)
42A71436-xxxx	Includes (4) 3" storage trays w/ glides, (2) fixed shelves and (2) adjustable shelves. 72"W x 36"D x 36"H	\$ 3362



GRAVIT8™ TABLE (OPTION 3)		
Model	Description	List Price (Standard)
42A71336-xxxx	Includes (3) fixed shelves and (3) adjustable shelves. 72"W x 36"D x 36"H	\$ 3112



## 30-INCH HEIGHT DISCOVERY™ WORKSTATION

Model	Description	List Price (Standard)	List Price (Dry Erase)
42A61030-xxxx	56"W x 30"H x 56"D	\$ 5102	\$ 5494
42A61030-Pxxxx	56"W x 30"H x 56"D w/ Pop-Up Power	\$ 5259	\$ 5651



## 42-INCH HEIGHT DISCOVERY™ WORKSTATION

Model	Description	List Price (Standard)	List Price (Dry Erase)
42A61042-xxxx	56"W x 42"H x 56"D	\$ 5710	\$ 6102
42A61042-Pxxxx	56"W x 42"H x 56"D w/ Pop-Up Power	\$ 5867	\$ 6259



Optional Pop-up Power Module w/ 2 AC and 2-USB ports



# Storage & Organization







Scan Now  
to Learn More

## SUMMIT™ MOBILE STORAGE CARTS

Model	Description	Dimensions	Wt.	List Price
39-11017-0-xx	15 trays / no doors	41.375"W x 26.5"H x 21"D	146	\$ 3027
39-11017-4-xx	15 trays / with doors	41.375"W x 26.5"H x 21.25"D	146	\$ 3198
39-11018-0-xx	18 trays / no doors	41.375"W x 30.25"H x 21"D	149	\$ 3177
39-11018-4-xx	18 trays / with doors	41.375"W x 30.25"H x 21.25"D	149	\$ 3684
39-11016-0-xx	30 trays / no doors	41.375"W x 45.5"H x 21"D	162	\$ 4371
39-11016-4-xx	30 trays / with doors	41.375"W x 45.5"H x 21.25"D	162	\$ 4892
39-11019-0-xx	39 trays / no doors	41.375"W x 57"H x 21"D	170	\$ 5903
39-11019-4-xx	39 trays / with doors	41.375"W x 57"H x 21.25"D	170	\$ 6583
39-11015-0-xx	48 trays / no doors	41.375"W x 68.5"H x 21"D	317	\$ 6263
39-11015-4-xx	48 trays / with doors	41.375"W x 68.5"H x 21.25"D	317	\$ 7111

xx = Color Code



<b>HORIZON™ MOBILE STORAGE CARTS</b>				
Model	Description	Dimensions	Wt.	List Price
 39-11002-0-xxM	Mobile Storage Cart / 12 trays / No Doors	28.25"W x 33"H x 21"D	99 lbs.	\$ 2470
 39-11002-4-xxM	Mobile Storage Cart / 12 trays / with Doors	28.75"W x 33"H x 21.25"D	115 lbs.	\$ 2779
 39-11003-0-xxM	Mobile Storage Cart / 18 trays / No Doors	41.25"W x 33"H x 21"D	158 lbs.	\$ 3264
 39-11003-4-xxM	Mobile Storage Cart / 18 trays / with Doors	41.75"W x 33"H x 21.25"D	180 lbs.	\$ 3617
 39-11004-0-xxM	Mobile Storage Cart / 24 trays / No Doors	41.75"W x 41"H x 21"D	185 lbs.	\$ 4410
 39-11004-4-xxM	Mobile Storage Cart / 24 trays / with Doors	41.75"W x 41"H x 21.25"D	207 lbs.	\$ 4852

## HORIZON™ TEACHER'S MOBILE WORKSTATION

Model	Description	Dimensions	Wt.	List Price
39-11005-4-xxM	Teacher's Mobile Workstation/ 9 Trays/ with Doors	41.25"W x 41"H x 21.25"D	185 lbs.	\$ 3752
39-11010-4-xxM	Teacher's Mobile Workstation/ 6 adj. shelves	41.25"W x 41"H x 21.25"D	198 lbs.	\$ 2855



## HORIZON™ KLEAN KART

Model	Description	Dimensions	Wt.	List Price
39-11011-4-xx	Klean Kart with Door	41.75"W x 41"H x 21.25"D	207 lbs.	\$ 1224



## HORIZON™ MOBILE CUBBIE CART

Model	Description	Dimensions	Wt.	List Price
39-11007-0-xxM	Mobile Cubbie Storage / 6 adj. Shelves / No Doors	41.75"W x 33"H x 21"D	150 lbs.	\$ 2121
39-11007-4-xxM	Mobile Cubbie Storage / 6 adj. Shelves / with Doors	41.75"W x 33"H x 21.25"D	170 lbs.	\$ 2472



xx = Color Code

HORIZON™ 3D PRINTER CART				
Model	Description	Dimensions	Wt.	List Price
39-11009-0-xx	3D Printer Cart / 5 trays / 8 Spool Hangers / No Doors	28.75"W x 39.5"H x 21"D	108 lbs.	\$ 1795
39-11009-4-xx	3D Printer Cart / 5 trays / 8 Spool Hangers / with Doors	28.75"W x 39.5"H x 21.25"D	120 lbs.	\$ 2121



HORIZON™ LECTERN CART				
Model	Description	Dimensions	Wt.	List Price
39-11008-0-xxM	Tower Cart with Riser/ 6 trays / No Door	14-3/8"W x 47"H x 21"D	85 lbs.	\$ 1755
39-11008-4-xxM	Tower Cart with Riser/ 6 trays / with Door	14-3/8"W x 47"H x 21.25"D	100 lbs.	\$ 1990



xx = Color Code

## 12-CUBBIE STORAGE

Model	Description	Dimensions	Wt.	List Price
39-13001-0-xx	12-Cubbie Storage	55"W x 48"H x 24"D	265	\$ 2538
39-11006-0-xx	12-Cubbie Storage with Casters	55"W x 51"H x 24"D	270	\$ 2578



## CUSHION CADDIES FOR SONIK FLOOR ROCKER STORAGE

Model	Description	Dimensions	Wt.	List Price
L002-24	Mobile Storage for Sonik Floor Rockers (Holds 12)	42"W x 39.5"H x 20"D	104	\$ 1249
L003-24	Mobile Storage for Sonik Floor Rockers (Holds 6)	23"W x 39.5"H x 20"D	64	\$ 878



xx = Color Code


**3300**

**3301**

**3302**

MOBILE CASEGOODS						
Model	W	H	D	Weight	Description	List Price
3300-36303-Z0XX	36	30	24	110	Base Shelf Cabinet, No Doors, 1 Adj Shelf	\$ 1226
3300-36363-Z0XX	36	36	24	135	Base Shelf Cabinet, No Doors, 2 Adj Shelves	\$ 1450
3300-48303-Z0XX	48	30	24	140	Base Shelf Cabinet, No Doors, 1 Adj Shelf	\$ 1392
3300-48363-Z0XX	48	36	24	165	Base Shelf Cabinet, No Doors, 2 Adj Shelf	\$ 1574
3301-36303-Z0XX	36	30	24	130	Base Cabinet w/NL Doors, 1 Adj Shelf	\$ 1518
3301-36303-Z1XX	36	30	24	130	Base Cabinet w/Locking Doors, 1 Adj Shelf	\$ 1568
3301-36363-Z0XX	36	36	24	160	Base Cabinet w/NL Doors, 2 Adj Shelves	\$ 1692
3301-36363-Z1XX	36	36	24	160	Base Cabinet w/Locking Doors, 2 Adj Shelves	\$ 1735
3301-48303-Z0XX	48	30	24	165	Base Cabinet w/NL Doors, 1 Adj Shelf	\$ 1653
3301-48303-Z1XX	48	30	24	165	Base Cabinet w/Locking Doors, 1 Adj Shelf	\$ 1701
3301-48363-Z0XX	48	36	24	195	Base Cabinet w/NL Doors, 2 Adj Shelves	\$ 1984
3301-48363-Z1XX	48	36	24	195	Base Cabinet w/Locking Doors, 2 Adj Shelves	\$ 1939
3302-36303-Z0XX	36	30	24	135	Base Cabinet, 1 NL Drawer, 2 NL Doors, 1 Adj Shelf	\$ 1716
3302-36303-Z1XX	36	30	24	135	Base Cabinet, 1 Locking Drawer, 2 Locking Doors, 1 Adj Shelf	\$ 1799
3302-36363-Z0XX	36	36	24	165	Base Cabinet, 1 NL Drawer, 2 NL Doors, 1 Adj Shelf	\$ 1790
3302-36363-Z1XX	36	36	24	165	Base Cabinet, 1 Locking Drawer, 2 Locking Doors, 1 Adj Shelf	\$ 1876
3302-48303-Z0XX	48	30	24	200	Base Cabinet, 1 NL Drawer, 2 NL Doors, 2 Adj Shelf	\$ 2006
3302-48303-Z1XX	48	30	24	200	Base Cabinet, 1 Locking Drawer, 2 Locking Doors, 2 Adj Shelf	\$ 2126
3302-48363-Z0XX	48	36	24	215	Base Cabinet, 1 NL Drawer, 2 NL Doors, 2 Adj Shelf	\$ 2074
3302-48363-Z1XX	48	36	24	215	Base Cabinet, 1 Locking Drawer, 2 Locking Doors, 2 Adj Shelf	\$ 2191

xx = Laminate Color Code  
 z = Handle Color Code (1 = Silver; 2 = Black)

NOTE: Casters standard on all cabinets except for 84" height and work tables.



3303



3321



3322

MOBILE CASEGOODS						
Model	W	H	D	Weight	Description	List Price
3303-36303-Z0XX	36	30	24	180	Base Cabinet, 3 NL Drawers	\$ 1910
3303-36303-Z1XX	36	30	24	180	Base Cabinet, 3 Locking Drawers	\$ 2028
3303-36363-Z0XX	36	36	24	205	Base Cabinet, 4 NL Drawers	\$ 2194
3303-36363-Z1XX	36	36	24	205	Base Cabinet, 4 Locking Drawers	\$ 2349
3303-48303-Z0XX	48	30	24	225	Base Cabinet, 3 NL Drawers	\$ 2468
3303-48303-Z1XX	48	30	24	225	Base Cabinet, 3 Locking Drawers	\$ 2697
3303-48363-Z0XX	48	36	24	260	Base Cabinet, 4 NL Drawers	\$ 2931
3303-48363-Z1XX	48	36	24	260	Base Cabinet, 4 Locking Drawers	\$ 3238
3321-36241-Z0XX	36	24	14	75	Wall Cabinet, 2 NL Door, 1 Adj Shelf	\$ 1011
3321-36241-Z1XX	36	24	14	75	Wall Cabinet, 2 Locking Door, 1 Adj Shelf	\$ 1072
3321-36301-Z0XX	36	30	14	85	Wall Cabinet, 2 NL Doors, 2 Adj Shelves	\$ 1187
3321-36301-Z1XX	36	30	14	85	Wall Cabinet, 2 Locking Doors, 2 Adj Shelves	\$ 1241
3322-48241-Z0XX	48	24	14	105	Wall Cabinet, Divider, 2 NL Door, 2 Adj Shelves	\$ 1247
3322-48241-Z1XX	48	24	14	105	Wall Cabinet, Divider, 2 Locking Doors, 2 Adj Shelves	\$ 1307
3322-48301-Z0XX	48	30	14	115	Wall Cabinet, Divider, 2 NL Doors, 4 Adj Shelves	\$ 1458
3322-48301-Z1XX	48	30	14	115	Wall Cabinet, Divider, 2 Locking Doors, 4 Adj Shelves	\$ 1514

xx = Laminate Color Code  
z = Handle Color Code (1 = Silver; 2 = Black)

NOTE: Casters standard on all cabinets except for 84" height and work tables.



MOBILE CASEGOODS							
Model	W	H	D	Weight	Description	List Price	
3331-36723-Z0XX	36	72	24	270	Tall Cabinet, NL Doors, 4 Adj Shelves	\$ 2544	
3331-36723-Z1XX	36	72	24	270	Tall Cabinet, Locking Doors, 4 Adj Shelves	\$ 2626	
3331-36724-Z0XX	36	72	30	310	Tall Cabinet, NL Doors, 4 Adj Shelves	\$ 2595	
3331-36724-Z1XX	36	72	30	310	Tall Cabinet, Locking Doors, 4 Adj Shelves	\$ 2677	
3331-36843-Z2XX	36	84	24	315	Tall Cabinet, NL Doors, 5 Adj Shelves	\$ 2517	
3331-36843-Z3XX	36	84	24	315	Tall Cabinet, Locking Doors, 5 Adj Shelves	\$ 2600	
3331-36844-Z2XX	36	84	30	375	Tall Cabinet, NL Doors, 5 Adj Shelves	\$ 2563	
3331-36844-Z3XX	36	84	30	375	Tall Cabinet, Locking Doors, 5 Adj Shelves	\$ 2646	
3331-48723-Z0XX	48	72	24	320	Tall Cabinet, NL Doors, 4 Adj Shelves	\$ 2753	
3331-48723-Z1XX	48	72	24	320	Tall Cabinet, Locking Doors, 4 Adj Shelves	\$ 2835	
3331-48724-Z0XX	48	72	30	380	Tall Cabinet, NL Doors, 4 Adj Shelves	\$ 2906	
3331-48724-Z1XX	48	72	30	380	Tall Cabinet, Locking Doors, 4 Adj Shelves	\$ 2990	
3331-48843-Z2XX	48	84	24	375	Tall Cabinet, NL Doors, 5 Adj Shelves	\$ 2750	
3331-48843-Z3XX	48	84	24	375	Tall Cabinet, Locking Doors, 5 Adj Shelves	\$ 2833	
3331-48844-Z2XX	48	84	30	445	Tall Cabinet, NL Doors, 5 Adj Shelves	\$ 2922	
3331-48844-Z3XX	48	84	30	445	Tall Cabinet, Locking Doors, 5 Adj Shelves	\$ 3004	
3332-36723-Z0XX	36	72	24	270	Tall Cabinet, NL Doors, 1 Fixed, 3 Adj Shelves	\$ 2533	
3332-36723-Z1XX	36	72	24	270	Tall Cabinet, Locking Doors, 1 Fixed, 3 Adj Shelves	\$ 2619	
3332-36724-Z0XX	36	72	30	310	Tall Cabinet, NL Doors, 1 Fixed, 3 Adj Shelves	\$ 2591	
3332-36724-Z1XX	36	72	30	310	Tall Cabinet, Locking Doors, 1 Fixed, 3 Adj Shelves	\$ 2676	
3332-36843-Z2XX	36	84	24	315	Tall Cabinet, NL Doors, 1 Fixed, 4 Adj Shelves	\$ 2508	
3332-36843-Z3XX	36	84	24	315	Tall Cabinet, Locking Doors, 1 Fixed, 4 Adj Shelves	\$ 2589	
3332-36844-Z2XX	36	84	30	375	Tall Cabinet, NL Doors, 1 Fixed, 4 Adj Shelves	\$ 2557	
3332-36844-Z3XX	36	84	30	375	Tall Cabinet, Locking Doors, 1 Fixed, 4 Adj Shelves	\$ 2640	
3332-48723-Z0XX	48	72	24	320	Tall Cabinet, NL Doors, 1 Fixed, 3 Adj Shelves	\$ 2749	
3332-48723-Z1XX	48	72	24	320	Tall Cabinet, Locking Doors, 1 Fixed, 3 Adj Shelves	\$ 2831	
3332-48724-Z0XX	48	72	30	380	Tall Cabinet, NL Doors, 1 Fixed, 3 Adj Shelves	\$ 2903	
3332-48724-Z1XX	48	72	30	380	Tall Cabinet, Locking Doors, 1 Fixed, 3 Adj Shelves	\$ 2987	
3332-48843-Z2XX	48	84	24	375	Tall Cabinet, NL Doors, 1 Fixed, 4 Adj Shelves	\$ 2744	
3332-48843-Z3XX	48	84	24	375	Tall Cabinet, Locking Doors, 1 Fixed, 4 Adj Shelves	\$ 2825	
3332-48844-Z2XX	48	84	30	445	Tall Cabinet, NL Doors, 1 Fixed, 4 Adj Shelves	\$ 2920	
3332-48844-Z3XX	48	84	30	445	Tall Cabinet, Locking Doors, 1 Fixed, 4 Adj Shelves	\$ 3004	

xx = Laminate Color Code  
z = Handle Color Code (1 = Silver; 2 = Black)

NOTE: Casters standard on all cabinets except for 84" height and work tables.

MOBILE CASEGOODS						
Model	W	H	D	Weight	Description	List Price
3333-36723-Z0XX	36	72	24	335	Tall Cabinet, NL Doors, 4 NL Drawers, 2 Adj Shelves	\$ 3258
3333-36723-Z1XX	36	72	24	335	Tall Cabinet, Locking Doors, 4 Locking Drawers, 2 Adj Shelves	\$ 3484
3333-36724-Z0XX	36	72	30	380	Tall Cabinet, NL Doors, 4 NL Drawers, 2 Adj Shelves	\$ 3391
3333-36724-Z1XX	36	72	30	380	Tall Cabinet, Locking Doors, 4 Locking Drawers, 2 Adj Shelves	\$ 3622
3333-36843-Z2XX	36	84	24	385	Tall Cabinet, NL Doors, 4 NL Drawers, 3 Adj Shelves	\$ 3195
3333-36843-Z3XX	36	84	24	385	Tall Cabinet, Locking Doors, 4 Locking Drawers, 3 Adj Shelves	\$ 3424
3333-36844-Z2XX	36	84	30	430	Tall Cabinet, NL Doors, 4 NL Drawers, 3 Adj Shelves	\$ 3356
3333-36844-Z3XX	36	84	30	430	Tall Cabinet, Locking Doors, 4 Locking Drawers, 3 Adj Shelves	\$ 3585
3333-48723-Z0XX	48	72	24	430	Tall Cabinet, NL Doors, 4 NL Drawers, 2 Adj Shelves	\$ 4084
3333-48723-Z1XX	48	72	24	430	Tall Cabinet, Locking Doors, 4 Locking Drawers, 2 Adj Shelves	\$ 4459
3333-48724-Z0XX	48	72	30	485	Tall Cabinet, NL Doors, 4 NL Drawers, 2 Adj Shelves	\$ 4403
3333-48724-Z1XX	48	72	30	485	Tall Cabinet, Locking Doors, 4 Locking Drawers, 2 Adj Shelves	\$ 4778
3333-48843-Z2XX	48	84	24	485	Tall Cabinet, NL Doors, 4 NL Drawers, 3 Adj Shelves	\$ 4082
3333-48843-Z3XX	48	84	24	485	Tall Cabinet, Locking Doors, 4 Locking Drawers, 3 Adj Shelves	\$ 4456
3333-48844-Z2XX	48	84	30	550	Tall Cabinet, NL Doors, 4 NL Drawers, 3 Adj Shelves	\$ 4421
3333-48844-Z3XX	48	84	30	550	Tall Cabinet, Locking Doors, 4 Locking Drawers, 3 Adj Shelves	\$ 4795
3335-36723-Z0XX	36	72	24	285	Wardrobe, NL Doors, 1 Fixed & 4 Adj Shelves, Hanger Rod	\$ 2678
3335-36723-Z1XX	36	72	24	285	Wardrobe, Locking Doors, 1 Fixed & 4 Adj Shelves, Hanger Rod	\$ 2763
3335-36724-Z0XX	36	72	30	340	Wardrobe, NL Doors, 1 Fixed & 4 Adj Shelves, Hanger Rod	\$ 2873
3335-36724-Z1XX	36	72	30	340	Wardrobe, Locking Doors, 1 Fixed & 4 Adj Shelves, Hanger Rod	\$ 2959
3335-36843-Z2XX	36	84	24	335	Wardrobe, NL Doors, 1 Fixed & 5 Adj Shelves, Hanger Rod	\$ 2628
3335-36843-Z3XX	36	84	24	335	Wardrobe, Locking Doors, 1 Fixed & 5 Adj Shelves, Hanger Rod	\$ 2713
3335-36844-Z2XX	36	84	30	395	Wardrobe, NL Doors, 1 Fixed & 5 Adj Shelves, Hanger Rod	\$ 2837
3335-36844-Z3XX	36	84	30	395	Wardrobe, Locking Doors, 1 Fixed & 5 Adj Shelves, Hanger Rod	\$ 2922
3335-48723-Z0XX	48	72	24	355	Wardrobe, NL Doors, 1 Fixed & 4 Adj Shelves, Hanger Rod	\$ 2869
3335-48723-Z1XX	48	72	24	355	Wardrobe, Locking Doors, 1 Fixed & 4 Adj Shelves, Hanger Rod	\$ 2951
3335-48724-Z0XX	48	72	30	420	Wardrobe, NL Doors, 1 Fixed & 4 Adj Shelves, Hanger Rod	\$ 3048
3335-48724-Z1XX	48	72	30	420	Wardrobe, Locking Doors, 1 Fixed & 4 Adj Shelves, Hanger Rod	\$ 3128
3335-48843-Z2XX	48	84	24	415	Wardrobe, NL Doors, 1 Fixed & 5 Adj Shelves, Hanger Rod	\$ 2833
3335-48843-Z3XX	48	84	24	415	Wardrobe, Locking Doors, 1 Fixed & 5 Adj Shelves, Hanger Rod	\$ 2917
3335-48844-Z2XX	48	84	30	495	Wardrobe, NL Doors, 1 Fixed & 5 Adj Shelves, Hanger Rod	\$ 3024
3335-48844-Z3XX	48	84	30	495	Wardrobe, Locking Doors, 1 Fixed & 5 Adj Shelves, Hanger Rod	\$ 3111
3336-48723-Z0XX	48	72	24	345	Tall Cabinet, NL Doors, Divider, 8 Adj Shelves	\$ 3128
3336-48723-Z1XX	48	72	24	345	Tall Cabinet, Locking Doors, Divider, 8 Adj Shelves	\$ 3221
3336-48724-Z0XX	48	72	30	415	Tall Cabinet, NL Doors, Divider, 8 Adj Shelves	\$ 3389
3336-48724-Z1XX	48	72	30	415	Tall Cabinet, Locking Doors, Divider, 8 Adj Shelves	\$ 3473
3336-48843-Z2XX	48	84	24	420	Tall Cabinet, NL Doors, Divider, 10 Adj Shelves	\$ 3290
3336-48843-Z3XX	48	84	24	420	Tall Cabinet, Locking Doors, Divider, 10 Adj Shelves	\$ 3380
3336-48844-Z2XX	48	84	30	495	Tall Cabinet, NL Doors, Divider, 10 Adj Shelves	\$ 3506
3336-48844-Z3XX	48	84	30	495	Tall Cabinet, Locking Doors, Divider, 10 Adj Shelves	\$ 3588



xx = Laminate Color Code  
z = Handle Color Code (1 = Silver; 2 = Black)

NOTE: Casters standard on all cabinets except for 84" height and work tables.



# Library



Scan Now  
to Learn More



**MODULAR CIRCULATION DESK**



Model	Description	Wt.	List Price (Standard)
371312-00xx	Sitting Desk (47.6"W x 29.7"D x 30"H)	145	\$ 2763
371309-00xx	Book Cart (23.6"W x 29.7"D x 30"H)	135	\$ 3222
371311-00xx	Corner Station (42"W x 42"D x 30"H)	200	\$ 2702
371310-00xx	Standing Desk (47.6"W x 29.7"D x 40"H)	180	\$ 3049
371307-00xx	Storage Station w/ Hutch (47.6"W x 29.7"D x 40"H)	250	\$ 4390
371308-00xx	Storage Station no Hutch (47.6"W x 29.7"D x 30"H)	225	\$ 4044

xx = Laminate Color Code



SINGLE-SIDED BOOKCASES				
Model	Description	Dimensions	Wt.	List Price
3500-36361-00XX	3 Shelf Bookcase; 2 adjustable shelves	36\"W x 36\"H x 14\"D	94.5	\$ 1048
3500-36421-00XX	3 Shelf Bookcase; 2 adjustable shelves	36\"W x 42\"H x 14\"D	102	\$ 1124
3500-36481-00XX	4 Shelf Bookcase; 3 adjustable shelves	36\"W x 48\"H x 14\"D	120	\$ 1187
3500-36601-00XX	4 Shelf Bookcase; 3 adjustable shelves	36\"W x 60\"H x 14\"D	144	\$ 1415
3500-36721-00XX	5 Shelf Bookcase; 4 adjustable shelves	36\"W x 72\"H x 14\"D	164	\$ 1476
3500-36841-00XX	6 Shelf Bookcase; 5 adjustable shelves	36\"W x 84\"H x 14\"D	190	\$ 1565



DOUBLE-SIDED BOOKCASES				
Model	Description	Dimensions	Wt.	List Price
3510-36303-00XX	Mobile Bookcase; 2-sided; 2 adj. shelves	36\"W x 30\"H x 24\"D	120	\$ 1718
3510-36483-00XX	Mobile Bookcase; 2-sided; 6 adj. shelves	36\"W x 48\"H x 24\"D	190	\$ 1792
3530-36483-00XX	Stationary Bookcase; 2-sided; 6 adj. shelves	36\"W x 48\"H x 24\"D	180	\$ 1764

xx = Laminate Color Code



**SINGLE-SIDED CURVED MOBILE BOOKCASE**

Model	Description	Wt.	List Price
4660-603617A0xx	Single-Sided Curved Mobile Bookcase; 2 Adj Shelves (60"W x 17"D x 36"H)	145	\$ 2361
4660-604217A0xx	Single-Sided Curved Mobile Bookcase; 4Adj Shelves (60"W x 17"D x 42"H)	180	\$ 2647
4660-604817A0xx	Single-Sided Curved Mobile Bookcase; 4Adj Shelves (60"W x 17"D x 48"H)	195	\$ 2671



**DOUBLE-SIDED CURVED MOBILE BOOKCASE**

Model	Description	Wt.	List Price
4670-603624A0xx	Double-Sided Curved Mobile Bookcase; 4 Adj Shelves (60"W x 24"D x 36"H)	190	\$ 2600
4670-604224A0xx	Double-Sided Curved Mobile Bookcase; 8 Adj Shelves (60"W x 24"D x 42"H)	235	\$ 3148
4670-604824A0xx	Double-Sided Curved Mobile Bookcase; 8 Adj Shelves (60"W x 24"D x 48"H)	250	\$ 3172

xx = Laminate Color Code



# Bandstor™



Scan Now  
to Learn More

We treat all customer orders with prompt, courteous attention and focus on your specific needs. Whether you need one product or a combination of many, we'll make sure you understand all of your options and then help you decide upon a solution that is ideal for you. And we guarantee we'll deliver it on time, on budget, and with uncompromising accuracy.

## STEP 1: PROVIDE INFORMATION

We'll help you get started in this all-important first step. After filling out a layout worksheet that details your storage needs and wants, together we'll identify problems, discuss your concerns, and plan for what you have to store and what may change in the coming years. Looking ahead is as important as looking around, and we'll make sure your tailored solution is one that suits you well into the future.

## STEP 2: CUSTOM PROPOSAL

After compiling all the information provided and discussed, a proposal that accurately addresses all your requirements is put together so you can see the extent of your storage solution with all the cabinets and other products required to securely store your inventory.

## STEP 3: CUSTOM LAYOUT

With provided customer drawings/dxf files, CAD layouts are designed with Marco products, so you can really see your tailored solution taking shape. This is an opportunity to assess how all elements work together to improve convenience, security, and traffic flow.

## STEP 4: PLACE ORDER

It's crucial to be confident and accurate in your order, and we want to make sure the solution you receive is exactly the one you want and need.

## STEP 5: INSTALLATION

Installation varies by product and you will know exactly how each delivered item sets up long before you order. Most cabinets, for instance, arrive already constructed and each is expertly positioned and secured by qualified technicians.

## STEP 6: SUPPORT

Marco prides itself on providing trusted advice, solutions, and service that endures for as long as you own our products. We are always a phone call away and will come through for you, whether you need a missing bolt or something far bigger. Our goal is to provide the best service in the business, and you can be sure we'll be here for you, ready to help, and eager to support you however we can.



**Bandstor**  
BY MARCO
**LAYOUT WORKSHEET**

Acoustic Panels?  Yes  No

**SELECT COLOR**

**CHECK DOOR STYLE**

Panel Doors  Solid Doors  Full Glass Doors  Full Glass Doors with Hardware

**BUILDING PROGRAM**

New Building  Addition  Renovation  Storage Request

**ROOM SIZE**

Linear feet of available wall space \_\_\_\_\_ Number of corners available for storage \_\_\_\_\_

Architect \_\_\_\_\_ Completion Date \_\_\_\_\_

FLOOR PLAN ATTACHED?  YES  NO **SECURITY REQUIREMENTS NEEDED?**  YES  NO

**INSTRUMENT STORAGE**

Estimate quantity and type of instrument/uniform inventory. Select only items you wish to store in cabinets.

Woodwinds	Brass	Drumset	Drums	Additional Items
Flute _____	Flugelhorn _____	Snare Drum _____	Yaklo _____	Uniforms _____
Clarinet _____	Trumpet _____	Cymbals _____	Cello _____	Rehearsal _____
Saxophone _____	Baritone _____	Drum Kit (Shell) _____	Guitar _____	Hats _____
Alto Clarinet _____	Alto Horn _____	Field Drum _____	Vault _____	Flags _____
Tenor Clarinet _____	Maracas _____	Bass Drum _____	String Bass _____	Rifles _____
Bass Clarinet _____	Shamisen _____			
Alto Saxophone _____	Trumpet _____			
Baritone Saxophone _____	Snare Drumset _____			
Corona Alto Clarinet _____	Wood Horns _____	Marching Equipment _____		
Corona Bass Clarinet _____	French Horn _____	To Horn Guard Tray _____		
E-Flute or Flute Clarinet _____	Baritone Horn _____	Marching Mouthpiece _____		
Soprano Saxophone _____	Tuba/Euphonium _____	Marching Baritone _____		
Bassoon _____	Tuba (Slide Bell) _____	Marching French Horn _____		
English Horn _____				

For a proposal, fill out this form and email to: [quotes@bandstorgraphic.com](mailto:quotes@bandstorgraphic.com) or fax to: 817-455-0057

**MARCO**  
Cabinets for Learning

NAME \_\_\_\_\_ FACILITY \_\_\_\_\_  
ADDRESS \_\_\_\_\_ PHONE \_\_\_\_\_ FAX \_\_\_\_\_  
CITY \_\_\_\_\_ STATE \_\_\_\_\_ ZIP \_\_\_\_\_ EMAIL \_\_\_\_\_

Questions? Please feel free to call 1-888-627-2601



**Scan Code**  
for access to online  
layout worksheet.



INSTRUMENT STORAGE						
Model	W	H	D	Weight	Description	List Price
BS100-0	27.75	84	19.25	235	15 Comps, No Doors, Base	\$ 3037
BS100-1	27.75	84	19.25	305	15 Comps, Laminate Compartment Doors, Base	\$ 4945
BS100-2	27.75	84	19.25	305	15 Comps, Steel Wire Compartment Doors, Base	\$ 4784
BS100A-2	27.75	84	19.25	305	(Acoustic)15 Comps, Steel Wire Compartment Doors, Base	\$ 5700
BS101-0	27.75	84	29.25	335	15 Comps, No Doors,Base	\$ 3337
BS101A-0	27.75	84	29.25	340	(Acoustice) 15 Comps, No Doors,Base	\$ 4656
BS101-1	27.75	84	29.25	405	15 Comps, Laminate Compartment Doors, Base	\$ 5073
BS101-2	27.75	84	29.25	405	15 Comps, Steel Wire Compartment Doors, Base	\$ 5073
BS101A-2	27.75	84	29.25	405	(Acoustic)15 Comps, Steel Wire Compartment Doors, Base	\$ 5879
BS102-0	27.75	68	19.25	195	12 Comps, No Doors,Base	\$ 2984
BS102-1	27.75	68	19.25	250	12 Comps, Laminate Compartment Doors, Base	\$ 4075
BS102-2	27.75	68	19.25	250	12 Comps, Steel Wire Compartment Doors, Base	\$ 4075
BS102A-2	27.75	68	19.25	250	(Acoustic)12 Comps, Steel Wire Compartment Doors, Base	\$ 4910
BS103-0	27.75	68	29.25	275	12 Comps, No Doors,Base	\$ 3007
BS103-1	27.75	68	29.25	330	12 Comps, Laminate Compartment Doors, Base	\$ 4357
BS103-2	27.75	68	29.25	330	12 Comps, Steel Wire Compartment Doors, Base	\$ 4357
BS103A-2	27.75	68	29.25	330	(Acoustic)12 Comps, Steel Wire Compartment Doors, Base	\$ 5192
BS104-0	27.75	36	19.25	105	6 Comps, No Doors,Base	\$ 1864
BS104-1	27.75	36	19.25	135	6 Comps, Laminate Compartment Doors, Base	\$ 2625
BS104-2	27.75	36	19.25	135	6 Comps, Steel Wire Compartment Doors, Base	\$ 2321
BS104A-2	27.75	36	19.25	135	(Acoustic) 6 Comps, Steel Wire Compartment Doors, Base	\$ 2678
BS105-0	27.75	36	29.25	150	6 Comps, No Doors,Base	\$ 1888
BS105-1	27.75	36	29.25	180	6 Comps, Laminate Compartment Doors, Base	\$ 2567
BS105-2	27.75	36	29.25	180	6 Comps, Steel Wire Compartment Doors, Base	\$ 2369
BS105A-2	27.75	36	29.25	180	(Acoustic) 6 Comps, Steel Wire Compartment Doors, Base	\$ 2727



INSTRUMENT STORAGE						
Model	W	H	D	Weight	Description	List Price
BS106-0	27.75	84	29.25	325	6sm/3lg Comps, No Doors,Base	\$ 2761
BS106-3	27.75	84	29.25	350	6sm/3lg Comps, Full Laminate Door, Base	\$ 3276
BS106-4	27.75	84	29.25	340	6sm/3lg Comps, Full Wire Door, Base	\$ 3276
BS106A-4	27.75	84	29.25	340	(Acoustic) 6sm/3lg Comps, Full Wire Door, Base	\$ 3872
BS107-0	27.75	84	40.25	475	6 Comps, No Doors,Base	\$ 3154
BS107A-0	27.75	84	40.25	475	(Acoustic) 6 Comps, No Doors,Base	\$ 3691
BS107-1	27.75	84	40.25	475	6 Comps, Laminate Doors,Base	\$ 3870
BS107-3	27.75	84	40.25	500	6 Comps, Full Laminate Door, Base	\$ 3631
BS107-4	27.75	84	40.25	490	6 Comps, Full Wire Door, Base	\$ 3631
BS107A-4	27.75	84	40.25	490	(Acoustic) 6 Comps, Full Wire Door, Base	\$ 4168
BS110-0	27.75	84	29.25	290	10 Comps, No Doors,Base	\$ 2689
BS110A-0	27.75	84	29.25	290	(Acoustic) 10 Comps, No Doors,Base	\$ 3583
BS110N-0	22	84	29.25	280	10 Comps, No Doors,Base	\$ 2689
BS110-1	27.75	84	29.25	350	10 Comps, Laminate Comp Doors,Base	\$ 4425
BS110N-1	22	84	29.25	350	10 Comps, Laminate Comp Doors,Base (Narrow)	\$ 4425
BS110-2	27.75	84	29.25	350	10 Comps, Steel Wire Comp Doors,Base	\$ 3960
BS110N-2	22	84	29.25	350	10 Comps, Steel Wire Comp Doors,Base (Narrow)	\$ 3960
BS110A-2	27.75	84	29.25	350	10 Comps, Steel Wire Comp Doors,Base (Acoustic Cab)	\$ 4855
BS110NA-2	22	84	29.25	320	10 Comps, Steel Wire Comp Doors,Base (Acoustic/Narrow)	\$ 4855
BS111-0	27.75	84	40.25	385	10 Comps, No Doors,Base	\$ 3567
BS111N-0	22	84	40.25	385	10 Comps, No Doors,Base	\$ 3567
BS111A-0	27.75	84	40.25	385	10 Comps, No Doors,Base (Acoustic Cab)	\$ 4461
BS111-1	27.75	84	40.25	445	10 Comps, Laminate Comp Doors,Base	\$ 4786
BS111N-1	22	84	40.25	445	10 Comps, Laminate Comp Doors,Base	\$ 4786
BS111-2	27.75	84	40.25	440	10 Comps, Steel Wire Comp Doors,Base	\$ 4687
BS111N-2	22	84	40.25	440	10 Comps, Steel Wire Comp Doors,Base (Narrow)	\$ 4687
BS111A-2	27.75	84	40.25	440	10 Comps, Steel Wire Comp Doors,Base (Acoustic Cab)	\$ 5581
BS111NA-2	22	84	40.25	440	10 Comps, Steel Wire Comp Doors,Base (Acoustic/Narrow)	\$ 5581

INSTRUMENT STORAGE						
Model	W	H	D	Weight	Description	List Price
BS112-0	27.75	68	29.25	240	8 Comps, No Doors,Base	\$ 2414
BS112-1	27.75	68	29.25	285	8 Comps, Laminate Comp Doors, Base	\$ 3521
BS112-2	27.75	68	29.25	285	8 Comps, Steel Wire Comp Doors, Base	\$ 3380
BS112A-2	27.75	68	29.25	285	8 Comps, Steel Wire Comp Doors, Base (Acoustic Cab)	\$ 4155
BS113-0	27.75	68	40.25	315	8 Comps, No Doors,Base	\$ 3278
BS113-1	27.75	68	40.25	360	8 Comps, Laminate Comp Doors, Base	\$ 4386
BS113-2	27.75	68	40.25	360	8 Comps, Steel Wire Comp Doors, Base	\$ 4386
BS113A-2	27.75	68	40.25	360	8 Comps, Steel Wire Comp Doors, Base (Acoustic Cab)	\$ 5161
BS114-0	27.75	36	29.25	130	4 Comps, No Doors,Base	\$ 1960
BS114-1	27.75	36	29.25	160	4 Comps, Laminate Comp Doors, Base	\$ 2167
BS114-2	27.75	36	29.25	160	4 Comps, Steel Wire Comp Doors, Base	\$ 2130
BS114A-2	27.75	36	29.25	160	4 Comps, Steel Wire Comp Doors, Base (Acoustic Cab)	\$ 2547
BS115-0	27.75	36	40.25	170	4 Comps, No Doors,Base	\$ 2144
BS115-1	27.75	36	40.25	195	4 Comps, Laminate Comp Doors, Base	\$ 2337
BS115-2	27.75	36	40.25	195	4 Comps, Steel Wire Comp Doors, Base	\$ 2292
BS115A-2	27.75	36	40.25	195	4 Comps, Steel Wire Comp Doors, Base (Acoustic Cab)	\$ 2709
BS115N-2	22	36	40.25	195	4 Comps, Steel Wire Comp Doors, Base (Narrow Cab)	\$ 2292
BS116-0	14.375	84	29.25	175	5 Comps, No Doors,Base	\$ 1935
BS116A-0	14.375	84	29.25	175	5 Comps, No Doors,Base (Acoustic Cab)	\$ 2689
BS116-1	14.375	84	29.25	205	5 Comps, Laminate Comp Doors,Base	\$ 2397
BS116-2	14.375	84	29.25	205	5 Comps, Steel Wire Comp Doors, Base	\$ 2397
BS116A-2	14.375	84	29.25	205	5 Comps, Steel Wire Comp Doors, Base (Acoustic Cab)	\$ 3151
BS117-0	14.375	84	40.25	230	5 Comps, No Doors,Base	\$ 2321
BS117A-0	14.375	84	40.25	230	5 Comps, No Doors,Base (Acoustic Cab)	\$ 2827
BS117-1	14.375	84	40.25	260	5 Comps, Laminate Comp Doors,Base	\$ 2709
BS117-2	14.375	84	40.25	260	5 Comps, Steel Wire Comp Doors, Base	\$ 2709
BS117A-2	14.375	84	40.25	260	5 Comps, Steel Wire Comp Doors, Base (Acoustic Cab)	\$ 3216



INSTRUMENT STORAGE						
Model	W	H	D	Weight	Description	List Price
BS118-0	14.375	68	29.25	140	4 Comps, No Doors,Base	\$ 1644
BS118-1	14.375	68	29.25	165	4 Comps, Laminate Comp Doors, Base	\$ 2130
BS118-2	14.375	68	29.25	165	4 Comps, Steel Wire Comp Doors, Base	\$ 2130
BS118A-2	14.375	68	29.25	165	4 Comps, Steel Wire Comp Doors, Base (Acoustic Cab)	\$ 2511
BS119-0	14.375	68	40.25	185	4 Comps, No Doors,Base	\$ 2130
BS119-1	14.375	68	40.25	210	4 Comps, Laminate Comp Doors, Base	\$ 2515
BS119-2	14.375	68	40.25	210	4 Comps, Steel Wire Comp Doors, Base	\$ 2515
BS119A-2	14.375	68	40.25	210	4 Comps, Steel Wire Comp Doors, Base (Acoustic Cab)	\$ 2897
BS120-0	14.375	36	29.25	80	2 Comps, No Doors,Base	\$ 1259
BS120-1	14.375	36	29.25	90	2 Comps, Laminate Comp Doors, Base	\$ 1353
BS120-2	14.375	36	29.25	90	2 Comps, Steel Wire Comp Doors, Base	\$ 1353
BS120A-2	14.375	36	29.25	90	2 Comps, Steel Wire Comp Doors, Base (Acoustic Cab)	\$ 1544
BS121-0	14.375	36	40.25	105	2 Comps, No Doors,Base	\$ 1356
BS121-1	14.375	36	40.25	115	2 Comps, Laminate Comp Doors, Base	\$ 1452
BS121-2	14.375	36	40.25	115	2 Comps, Steel Wire Comp Doors, Base	\$ 1452
BS121A-2	14.375	36	40.25	115	2 Comps, Steel Wire Comp Doors, Base (Acoustic Cab)	\$ 1643
BS130-0	27.75	84	29.25	285	9sm/1lg Comps, No Doors,Base	\$ 3279
BS130-1	27.75	84	29.25	340	9sm/1lg Comps, Laminate Comp Doors,Base	\$ 4016
BS130-2	27.75	84	29.25	340	9sm/1lg Comps, Steel Comp Wire Doors,Base	\$ 4016
BS130A-0	27.75	84	29.25	340	9sm/1lg Comps, No Doors, Base (Acoustic Cab)	\$ 4174
BS130A-2	27.75	84	29.25	340	9sm/1lg Comps, Steel Comp Wire Doors,Base (Acoustic Cab)	\$ 4911
BS132-0	27.75	84	29.25	260	6sm/1lg Comps, No Doors,Base	\$ 2812
BS132-1	27.75	84	29.25	310	6sm/1lg Comps, Laminate Comp Doors,Base	\$ 3389
BS132-2	27.75	84	29.25	305	6sm/1lg Comps, Steel Wire Comp Doors,Base	\$ 3389
BS132A-2	27.75	84	29.25	305	6sm/1lg Comps, Steel Wire Comp Doors,Base (Acoustic Cab)	\$ 3866
BS133-0	27.75	84	40.25	335	6sm/1lg Comps, No Doors,Base	\$ 3124
BS133A-0	27.75	84	40.25	335	6sm/1lg Comps, No Doors,Base (Acoustic Cab)	\$ 3840
BS133N-0	22	84	40.25	335	6sm/1lg Comps, No Doors,Base (Narrow Cab)	\$ 3124
BS133-1	27.75	84	40.25	390	6sm/1lg Comps, Laminate Comp Doors,Base	\$ 3829
BS133-2	27.75	84	40.25	385	6sm/1lg Comps, Steel Wire Comp Doors,Base	\$ 3829
BS133N-2	22	84	40.25	385	6sm/1lg Comps, Steel Wire Comp Doors,Base (Narrow)	\$ 3829
BS133NA-2	22	84	40.25	385	6sm/1lg Comps, Steel Wire Comp Doors,Base (Acoustic/Narrow)	\$ 4545
BS133A-2	27.75	84	40.25	385	6sm/1lg Comps, Steel Wire Comp Doors,Base (Acoustic Cab)	\$ 4545





INSTRUMENT STORAGE						
Model	W	H	D	Weight	Description	List Price
BS134-0	27.75	68	29.25	225	6sm/1lg Comps, No Doors	\$ 2913
BS134-1	27.75	68	29.25	265	6sm/1lg Comps, Laminate Comp Doors	\$ 3483
BS134-2	27.75	68	29.25	265	6sm/1lg Comps, Steel Wire Comp Doors	\$ 3483
BS134A-2	27.75	68	29.25	275	6sm/1lg Comps, Steel Wire Comp Doors (Acoustic Cab)	\$ 4318
BS136-0	27.75	68	29.25	205	4sm/1lg Comps, No Doors	\$ 2130
BS136-1	27.75	68	29.25	245	4sm/1lg Comps, Laminate Comp Doors	\$ 3097
BS136-2	27.75	68	29.25	245	4sm/1lg Comps, Steel Wire Comp Doors	\$ 3097
BS136A-2	27.75	68	29.25	255	4sm/1lg Comps, Steel Wire Comp Doors (Acoustic Cab)	\$ 3574
BS137-0	27.75	68	40.25	265	4sm/1lg Comps, No Doors	\$ 2929
BS137-1	27.75	68	40.25	305	4sm/1lg Comps, Laminate Comp Doors	\$ 3446
BS137-2	27.75	68	40.25	305	4sm/1lg Comps, Steel Wire Comp Doors	\$ 3446
BS137A-2	27.75	68	40.25	315	4sm/1lg Comps, Steel Wire Comp Doors (Acoustic Cab)	\$ 4013
BS140-0	27.75	84	29.25	210	3 Comps, No Doors	\$ 1813
BS140A-0	27.75	84	29.25	210	3 Comps, No Doors (Acoustic Cab)	\$ 2385
BS140N-0	22	84	29.25	360	3 Comps, No Doors (Narrow)	\$ 1813
BS140-1	27.75	84	29.25	260	3 Comps, Laminate Comp Doors	\$ 2466
BS140N-1	22	84	29.25	245	3 Comps, Laminate Comp Doors (Narrow)	\$ 2466
BS140-2	27.75	84	29.25	250	3 Comps, Steel Wire Comp Doors	\$ 2466
BS140N-2	22	84	29.25	245	3 Comps, Steel Wire Comp Doors (Narrow)	\$ 2466
BS140-3	27.75	84	29.25	255	3 Comps, Full Laminate Door	\$ 2321
BS140-4	27.75	84	29.25	240	3 Comps, Full Steel Wire Door	\$ 2321
BS140A-2	27.75	84	29.25	262	3 Comps, Full Steel Wire Door (Acoustic Cab)	\$ 3038
BS140A-4	27.75	84	29.25	252	3 Comps, Full Steel Wire Door (Acoustic Cab)	\$ 2893
BS140NA-2	22	84	29.25	257	3 Comps, Full Steel Wire Door (Acoustic/Narrow)	\$ 3038
BS141-0	27.75	84	40.25	275	3 Comps, No Doors	\$ 2226
BS141A-0	27.75	84	40.25	275	3 Comps, No Doors (Acoustic Cab)	\$ 2978
BS141N-0	22	84	40.25	310	3 Comps, No Doors (Narrow)	\$ 2226
BS141-1	27.75	84	40.25	320	3 Comps, Laminate Comp Doors	\$ 2777
BS141N-1	22	84	40.25	310	3 Comps, Laminate Comp Doors (Narrow)	\$ 2777
BS141-2	27.75	84	40.25	310	3 Comps, Steel Wire Comp Doors	\$ 2777
BS141N-2	22	84	40.25	310	3 Comps, Steel Wire Comp Doors (Narrow)	\$ 2777
BS141-3	27.75	84	40.25	315	3 Comps, Full Laminate Door	\$ 2777
BS141-4	27.75	84	40.25	305	3 Comps, Full Steel Wire Door	\$ 2777
BS141A-2	27.75	84	40.25	322	3 Comps, Steel Wire Comp Doors (Acoustic Cab)	\$ 3529
BS141A-4	27.75	84	40.25	317	3 Comps, Full Steel Wire Door (Acoustic Cab)	\$ 3529
BS141NA-2	22	84	40.25	310	3 Comps, Steel Wire Door (Acoustic/Narrow)	\$ 3529

INSTRUMENT STORAGE						
Model	W	H	D	Weight	Description	List Price
BS142-0	27.75	36	29.25	100	1 Comps, No Doors	\$ 1232
BS142-1	27.75	36	29.25	115	1 Comps, Laminate Comp Doors	\$ 1339
BS142-2	27.75	36	29.25	110	1 Comps, Steel Wire Comp Doors	\$ 1339
BS142A-2	27.75	36	29.25	111	1 Comps, Steel Wire Comp Doors (Acoustic Cab)	\$ 1518
BS143-0	27.75	36	40.25	125	1 Comps, No Doors	\$ 1408
BS143-1	27.75	36	40.25	140	1 Comps, Laminate Comp Doors	\$ 1516
BS143-2	27.75	36	40.25	140	1 Comps, Steel Wire Comp Doors	\$ 1516
BS143A-2	27.75	36	40.25	141	1 Comps, Steel Wire Comp Doors (Acoustic Cab)	\$ 1724
BS150-0	27.75	84	40.25	245	2 Comps, No Doors	\$ 1994
BS150A-0	27.75	84	40.25	245	2 Comps, No Doors (Acoustic Cab)	\$ 2934
BS150N-0	22	84	40.25	245	2 Comps, No Doors	\$ 1994
BS150-1	27.75	84	40.25	290	2 Comps, Laminate Comp Doors	\$ 2953
BS150N-1	22	84	40.25	275	2 Comps, Laminate Comp Doors (Narrow)	\$ 2953
BS150-2	27.75	84	40.25	280	2 Comps, Steel Wire Comp Doors	\$ 2953
BS150-3	27.75	84	40.25	290	2 Comps, Full Laminate Door	\$ 2418
BS150N-3	22	84	40.25	275	2 Comps, Full Laminate Door (Narrow)	\$ 2418
BS150-4	27.75	84	40.25	275	2 Comps, Full Steel Wire Door	\$ 2418
BS150N-4	22	84	40.25	270	2 Comps, Full Steel Wire Door (Narrow)	\$ 2418
BS150A-2	27.75	84	40.25	292	2 Comps, Steel Wire Comp Doors (Acoustic Cab)	\$ 3892
BS150A-4	27.75	84	40.25	287	2 Comps, Full Steel Wire Door (Acoustic Cab)	\$ 3358
BS150NA-4	22	84	40.25	270	2 Comps, Full Steel Wire Door (Acoustic/Narrow)	\$ 3358
BS151-0	27.75	84	47.125	280	2 Comps, No Doors	\$ 2207
BS151-1	27.75	84	47.125	325	2 Comps, Laminate Comp Doors	\$ 2829
BS151-2	27.75	84	47.125	320	2 Comps, Steel Wire Comp Doors	\$ 2829
BS151-3	27.75	84	47.125	325	2 Comps, Full Laminate Door	\$ 2719
BS151-4	27.75	84	47.125	310	2 Comps, Full Steel Wire Door	\$ 2719
BS151N-4	22	84	47.125	270	2 Comps, Full Steel Wire Door (Narrow)	\$ 2719
BS151A-2	27.75	84	47.125	332	2 Comps, Steel Wire Comp Doors (Acoustic Cab)	\$ 3306
BS151A-4	27.75	84	47.125	322	2 Comps, Full Steel Wire Door (Acoustic Cab)	\$ 3196
BS151NA-4	22	84	47.125	270	2 Comps, Full Steel Wire Door (Acoustic/Narrow)	\$ 3196
BS155-0	27.75	84	29.25	175	1 Comp, No Doors	\$ 1704
BS155N-0	22	84	29.25	175	1 Comp, No Doors (Narrow)	\$ 1704
BS155-3	27.75	84	29.25	215	1 Comp, Full Laminate Door	\$ 1976
BS155N-3	22	84	29.25	195	1 Comp, Full Laminate Door (Narrow)	\$ 1976
BS155-4	27.75	84	29.25	200	1 Comp, Full Steel Wire Door	\$ 1976
BS155N-4	22	84	29.25	195	1 Comp, Full Steel Wire Door (Narrow)	\$ 1976
BS155A-0	27.75	84	29.25	195	1 Comp, Full Steel Wire Door (Acoustic Cab)	\$ 2181
BS155A-4	27.75	84	29.25	212	1 Comp, Full Steel Wire Door (Acoustic Cab)	\$ 2453
BS155NA-4	22	84	29.25	207	1 Comp, Full Steel Wire Door (Acoustic/Narrow)	\$ 2453



INSTRUMENT STORAGE						
Model	W	H	D	Weight	Description	List Price
BS156-0	27.75	84	29.25	190	1 Comp w/top shelf, No Doors	\$ 1823
BS156N-0	22	84	29.25	235	1 Comp w/top shelf, No Doors (Narrow)	\$ 1943
BS156-3	27.75	84	29.25	235	1 Comp w/top shelf, Full Laminate Door	\$ 2095
BS156N-3	22	84	29.25	235	1 Comp w/top shelf, Full Laminate Door (Narrow)	\$ 2095
BS156-4	27.75	84	29.25	220	1 Comp w/top shelf, Full Steel Wire Door	\$ 2095
BS156N-4	22	84	29.25	220	1 Comp w/top shelf, Full Steel Wire Door (Narrow)	\$ 2095
BS156A-4	27.75	84	29.25	220	1 Comp w/top shelf, Full Steel Wire Door (Acoustic Cab)	\$ 2572
BS156AN-4	22	84	29.25	220	1 Comp w/top shelf, Full Steel Wire Door (Acoustic/Narrow)	\$ 2572
BS157-0	14.375	84	29.25	135	1 Comp, No Doors	\$ 1136
BS157-3	14.375	84	29.25	160	1 Comp, Full Laminate Door	\$ 1467
BS158-0	14.375	84	29.25	145	1 Comp w/top shelf, No Doors	\$ 1282
BS158-3	14.375	84	29.25	170	1 Comp w/top shelf, Full Laminate Door	\$ 1563
BS160-0	48	84	29.25	350	3 Comps, No Doors,	\$ 2398
BS160A-0	48	84	29.25	350	3 Comps, No Doors, (Acoustic Cab)	\$ 3352
BS160-1	48	84	29.25	350	3 Comps, Laminate Comps Doors	\$ 4164
BS160-2	48	84	29.25	350	3 Comps, Steel Wire Doors,	\$ 4454
BS160-3	48	84	29.25	350	3 Comps, 2 Full Laminate Doors,	\$ 3377
BS160-4	48	84	29.25	350	3 Comps, 2 Full Steel Wire Doors,	\$ 3377
BS160A-2	48	84	29.25	365	3 Comps, Steel Wire Comp Doors, (Acoustic Cab)	\$ 5408
BS160A-4	48	84	29.25	350	3 Comps, 2 Full Steel Wire Doors, (Acoustic Cab)	\$ 4331
BS162-0	48	84	29.25	265	2 Comps, No Doors,	\$ 2037
BS162A-0	48	84	29.25	265	2 Comps, No Doors, (Acoustic Cab)	\$ 2872
BS162-1	48	84	29.25	343	2 Comps; Laminate Comps Doors,	\$ 3483
BS162-2	48	84	29.25	320	2 Comp, Steel Wire Comp Doors,	\$ 3483
BS162-3	48	84	29.25	340	2 Comps, Full Laminate w/Hasp Lock Doors,	\$ 2953
BS162-4	48	84	29.25	315	2 Comps, Full Steel Wire Doors,	\$ 2953
BS162A-2	48	84	29.25	320	2 Comp, Steel Wire Comp Doors, (Acoustic Cab)	\$ 4318
BS162A-4	48	84	29.25	315	2 Comps, Full Steel Wire Doors, (Acoustic Cab)	\$ 3787
BS170-0	60	84	40.25	365	Wide Cab, 60 in., 1 Shelf, No Doors,	\$ 3665
BS170-3	60	84	40.25	465	Wide Cab, 60 in., 1 Shelf, Full Laminate Door,	\$ 4449
BS170-4	60	84	40.25	430	Wide Cab, 60 in., 1 Shelf, Full Steel Wire Door,	\$ 4658
BS170A-4	60	84	40.25	430	Wide Cab, 60 in., 1 Shelf, Full Steel Wire Door, (Acoustic Cab)	\$ 5195
BS171-0	60	84	40.25	420	Wide Cab, String Instrument Storage, No Doors	\$ 6140
BS171-3	60	84	40.25	520	Wide Cab, String Instrument Storage, Full Laminate Doors	\$ 7354
BS171-4	60	84	40.25	485	Wide Cab, String Instrument Storage, Full Wire Doors	\$ 7354
BS171A-4	60	84	40.25	485	Wide Cab, String Instrument Storage, Full Wire Doors (Acoustic Cab)	\$ 7891
BS190-0	48	84	48	385	Corner Cab, 1 Shelf, No Doors	\$ 3251
BS190-3	48	84	48	430	Corner Cab, 1 Shelf, Full Laminate Doors	\$ 3780
BS190-4	48	84	48	415	Corner Cab, 1 Shelf, Full Steel Wire Doors	\$ 3780
BS190A-4	48	84	48	415	Corner Cab, 1 Shelf, Full Steel Wire Doors (Acoustic Cab)	\$ 4376



UNIFORM/ ROBE STORAGE						
Model	W	H	D	Weight	Description	List Price
BS200-0	27.75	84	29.25	175	Uni Storage, 1 Rod, No Doors,	\$ 1522
BS200-3	27.75	84	29.25	220	Uni Storage, 1 Rod, Full Laminate Door,	\$ 2044
BS200-4	27.75	84	29.25	205	Uni Storage, 1 Rod, Full Steel Wire Door,	\$ 2044
BS201-0	48	84	29.25	230	Uni Storage, 1 Rod, No Doors,	\$ 1768
BS201-3	48	84	29.25	310	Uni Storage, 1 Rod, 2 Full Laminate Doors,	\$ 2858
BS201-4	48	84	29.25	285	Uni Storage, 1 Rod, 2 Full Steel Wire Doors,	\$ 2858
BS202-0	27.75	84	29.25	195	Uni Storage, 1 Shelf, 1 Rod, No Doors,	\$ 1553
BS202-3	27.75	84	29.25	235	Uni Storage, 1 Shelf, 1 Rod, Full Laminate Door,	\$ 2075
BS202-4	27.75	84	29.25	220	Uni Storage, 1 Shelf, 1 Rod, Full Steel Wire Door,	\$ 2075
BS203-0	48	84	29.25	265	Uni Storage, 1 Shelf, 1 Rod, No Doors,	\$ 1901
BS203-3	48	84	29.25	345	Uni Storage, 1 Shelf, 1 Rod, 2 Full Laminate Doors,	\$ 2991
BS203-4	48	84	29.25	320	Uni Storage, 1 Shelf, 1 Rod, 2 Full Steel Wire Doors,	\$ 2991
BS204-0	27.75	84	29.25	175	Uni Storage, 2 Rods, No Doors,	\$ 1545
BS204-3	27.75	84	29.25	220	Uni Storage, 2 Rods, Full Laminate Door,	\$ 2069
BS204-4	27.75	84	29.25	205	Uni Storage, 2 Rods, Full Steel Wire Door,	\$ 2069
BS205-0	48	84	29.25	235	Uni Storage, 2 Rods, No Doors,	\$ 1794
BS205-3	48	84	29.25	310	Uni Storage, 2 Rods, 2 Full Laminate Doors,	\$ 2882
BS205-4	48	84	29.25	285	Uni Storage, 2 Rods, 2 Full Steel Wire Doors,	\$ 2882
BS206-0	27.75	84	29.25	230	Uni Storage, 3 Shelves, 1 Rod, No Doors,	\$ 2158
BS206-3	27.75	84	29.25	275	Uni Storage, 3 Shelves, 1 Rod, Full Laminate Door,	\$ 2681
BS206-4	27.75	84	29.25	260	Uni Storage, 3 Shelves, 1 Rod, Full Steel Wire Door,	\$ 2681
BS207-0	48	84	29.25	335	Uni Storage, 3 Shelves, 1 Rod, No Doors,	\$ 2749
BS207-3	48	84	29.25	410	Uni Storage, 3 Shelves, 1 Rod, 2 Full Laminate Doors,	\$ 3839
BS207-4	48	84	29.25	385	Uniform Storage, 3 Shelves, 1 Rod, 2 Full Steel Wire Doors,	\$ 3839
BS208-0	27.75	84	29.25	250	Uniform Storage, 5 Shelves, No Doors	\$ 2260
BS208-3	27.75	84	29.25	385	Uniform Storage, 5 Shelves, Full Laminate Door	\$ 2782
BS208-4	27.75	84	29.25	370	Uniform Storage, 5 Shelves, Full Steel Wire Door,	\$ 2782
BS208N-4	22	84	29.25	236	Uniform Storage, 5 Shelves, Full Steel Wire Door (Narrow)	\$ 2782
BS209-0	48	84	29.25	365	Uniform Storage, 5 Shelves, No Doors	\$ 2931
BS209-3	48	84	29.25	445	Uniform Storage, 5 Shelves, 2 Full Laminate Doors	\$ 4023
BS209-4	48	84	29.25	420	Uniform Storage, 5 Shelves, 2 Full Steel Wire Doors	\$ 4023





BAND-STOR™ MOBILE STORAGE RACKS						
Model	W	H	D	Weight	Description	List Price
BS500-0	72	69.5	30	170	Mobile Guitar Rack / 20 Units	\$ 3586
BS501-0	62.5	62	26	105	Mobile String Bass Rack / 3 Units	\$ 2137
BS502-0	80.25	62	26	120	Mobile String Bass Rack / 4 Units	\$ 2186
BS503-0	49.5	51	24.25	90	Mobile Cello Rack / 4 Units	\$ 1990
BS504-0	73.25	51	24.25	115	Mobile Cello Rack / 6 Units	\$ 2331
BS505-0	62.5	51	33	120	Mobile Violin/Viola Rack / 16 Cased Units	\$ 2746
BS506-0	72	46	24.25	170	Tuba Rack / 3 Units	\$ 2439



MOBILE PERCUSSION CART						
Model	W	H	D	Weight	Description	List Price
BS300-1	48	36.5	26	250	Mobile Percussion Cart with Locking Doors, 8 Plastic Trays Included	\$ 2726



MOBILE CYMBAL CART						
Model	W	H	D	Weight	Description	List Price
BS301-1	48	36.5	26	210	Mobile Cymbal Cart with Locking Doors, 4 Plastic Trays Included	\$ 2748



MOBILE MUSIC LAB WORKSTATION						
Model	W	H	D	Weight	Description	List Price
BS302-0	61.5	45	32	355	Mobile Music Lab Work Station	\$ 5180



MOBILE STEREO CABINET						
Model	W	H	D	Weight	Description	List Price
BS310-0	25	40	25	160	Mobile Stereo Cabinet, 2 Shelves, 2 Doors, Locking Door	\$ 2158


**BS400**

**BS401**

**BS402**

**BS403**

**BS404**

**BS405**

**BS406**

**BS409**

**BS408**

**BS410**

**BS411**

**BS412**
**BAND-STOR™ FOLIO CABINETS**

Model	W	H	D	Weight	Description	List Price
BS400-0	31.75	84	19.5	240	Tall Folio Cabinet, No Door / Band	\$ 3300
BS400-3	31.75	84	20.25	300	Tall Folio Cabinet, Locking Laminate Door / Band	\$ 3634
BS401-0	27.75	84	19.5	225	Tall Folio Cabinet, No Door	\$ 3251
BS401-3	27.75	84	20.25	265	Tall Folio Cabinet, Locking Laminate Door	\$ 3611
BS402-0	31.75	52.75	19.5	150	Mobile Folio Cabinet, 2-Compartment, No Door	\$ 2069
BS402-3	31.75	52.75	19.75	180	Mobile Folio Cabinet, 2-Compartment, Locking Laminate Door	\$ 2328
BS403-0	47.25	52.75	19.5	210	Mobile Folio Cabinet, 3-Compartment, No Door	\$ 2713
BS403-3	47.25	52.75	19.75	270	Mobile Folio Cabinet, 3-Compartment, Locking Laminate Door	\$ 3289
BS404-0	27.75	52.75	19.5	140	Mobile Folio Cabinet, 2-Compartment, No Door	\$ 2142
BS404-3	27.75	52.75	19.75	170	Mobile Folio Cabinet, 2-Compartment, Locking Laminate Door	\$ 2409
BS405-0	41.25	52.75	19.5	190	Mobile Folio Cabinet, 3-Compartment, No Door	\$ 2686
BS405-3	41.25	52.75	19.75	220	Mobile Folio Cabinet, 3-Compartment, Locking Laminate Door	\$ 3180
BS406-0	54.5	52.75	19.5	250	Mobile Folio Cabinet, 4-Compartment, No Door	\$ 3357
BS406-3	54.5	52.75	19.75	305	Mobile Folio Cabinet, 4-Compartment, Locking Laminate Door	\$ 3824
BS408-0	31.75	49.75	19.5	145	Folio Cabinet, 2-Compartment, No Door	\$ 2017
BS408-3	31.75	49.75	19.75	175	Folio Cabinet, 2-Compartment, Locking Laminate Door	\$ 2223
BS409-0	47.25	49.75	19.5	205	Folio Cabinet, 3-Compartment, No Door	\$ 2629
BS409-3	47.25	49.75	19.75	265	Folio Cabinet, 3-Compartment, Locking Laminate Door	\$ 3038
BS410-0	27.75	49.75	19.5	135	Folio Cabinet, 2-Compartment, No Door	\$ 2088
BS410-3	27.75	49.75	19.75	165	Folio Cabinet, 2-Compartment, Locking Laminate Door	\$ 2311
BS411-0	41.25	49.75	19.5	185	Folio Cabinet, 3-Compartment, No Door	\$ 2656
BS411-3	41.25	49.75	19.75	215	Folio Cabinet, 3-Compartment, Locking Laminate Door	\$ 2899
BS412-0	54.5	49.75	19.5	245	Folio Cabinet, 4-Compartment, No Door	\$ 3210
BS412-3	54.5	49.75	19.75	300	Folio Cabinet, 4-Compartment, Locking Laminate Door	\$ 3649



<b>MUSIC LIBRARY SYSTEM</b>						
Model	W	H	D	Weight	Description	List Price
BS420L-0	16	93	44	305	Music Library System, LH Access	\$ 4644
BS420R-0	16	93	44	305	Music Library System, RH Access	\$ 4644
BS421L-0	19	93	44	310	Music Library System, LH Access	\$ 4948
BS421R-0	19	93	44	310	Music Library System, RH Access	\$ 4948
302137	92.75	44	0.75	85	Music Library End Cover Panel	\$ 389
202138	65	40	0.75	55	Music Library Top Closure Panel, 4 Unit	\$ 249



<b>BANDS-STOR™ CONDUCTOR'S PODIUMS</b>						
Model	W	H	D	Weight	Description	List Price
BS350-0	43	6.25	40	85	Conductors Podium, Base	\$ 2584
BS351-0	32	6.25	40	80	Conductors Podium w/Rail, Upper	\$ 3483
BS352-0	43	12.5	40	165	Conductors Podium, Double w/Rail	\$ 5892



<b>ENCORE™ CART</b>						
Model	W	H	D	Weight	Description	List Price
BS507-0	47	56-86	24	85	Encore Mobile Uniform Cart	\$ 1463



# Accessories



Scan Now  
to Learn More



SHAPESCAPES™ SHAPES			
Model	Description	List Price	
		(1) Color	(Multi) Color
PFK000318-XXX	16 square shapes (cut-out included) available in (2) multi-colored sets or all in one color. Squares are 18"x 18".	\$ 549	\$ 640




SHAPESCAPES™ NUMBERS			
Model	Description	List Price	
		(1) Color	(Multi) Color
PFK000118-XXX	Complete set of numbers (10 total) available in (2) multi-colored sets or all in one color. Numbers are 18" tall.	\$ 343	\$ 400




SHAPESCAPES™ LETTERS			
Model	Description	List Price	
		(1) Color	(Multi) Color
PFK000218-XXX	Complete set of letters (26 total) available in (2) multi-colored sets or all in one color. Letters are 18" tall.	\$ 891	\$ 1040

xxx= Acoustic Color Code




MOBILE ROOM DIVIDER			
Model	Dimensions	Wt.	List Price
M001-GY-XX-XX	46.25"W x 78.67"H x 19.78"D	62.5	\$ 849

xx = Acoustic Color Code



PLASTIC BOOK BOX			
Model	Description	Wt.	List Price
98-1006	Black Plastic Book Box (20"x 4"x 14.5") Fits select Apex and Premier model desks and tables	2.5 lbs.	\$ 61



2-SIDED PLASTIC BOOK BOX			
Model	Description	Wt.	List Price
98-1014	2-Sided Plastic Book Box (20"x 4"x 14.5") Fits select Apex and Premier model desks and tables	2 lbs.	\$ 60




WIRE BOOK BASKET			
Model	Description	Wt.	List Price
98-1029-BLK	(16.75"x 4"x 15.25") Fits select Apex and Premier model desks and tables	3 lbs.	\$ 61



MAKERSPACE TRAY MOUNT KIT			
Model	Description	Wt.	List Price
98-1013	Fits select Apex and Premier model desks and tables. Trays sold separately.	2.3 lbs.	\$ 100



TEACHER'S DESK PENCIL DRAWER			
Model	Description	Wt.	List Price
98-1028	Fits with any Teacher's desk or with Circulation sitting or standing desks..		\$ 120



<b>BACKPACK HOOK</b>		
Model	Description	List Price
98-1004	Fits Apex and Premier model desks and tables.	\$ 33



<b>DESK AND TABLE CASTER</b>		
Model	Description	List Price
98-1016	2.5" Locking Caster (set of 2) Fits Apex and Premier model desks and tables.	\$ 39



<b>SONIK® SOFT SEATING CASTER</b>		
Model	Description	List Price
98-1007	1.5" Swivel Caster. Available on select models where casters are listed.	\$ 14



<b>ROCKER BASE FOR ROUND OTTOMAN</b>		
Model	Description	List Price
98-1009	Available as an add-on for the Sonik® Round Ottoman.	\$ 74



<b>CHAIR FELT GLIDES</b>		
Model	Description	List Price
98-1017	(Set of 4) Fits seating with self-leveling nylon glides.	\$ 10



<b>CHAIR BELL GLIDES</b>		
Model	Description	List Price
98-1018	(Set of 5) Fit Gas Lift Chairs with 5-Star base.	\$ 14

STORAGE TRAYS AND TRAY INSERTS				
Model	Description	Dimensions	Wt.	List Price
	98-1011 3" Storage Tray	12.25"W x 3"H x 16.75"D	1.5 lbs.	\$ 48
	98-1012 6" Storage Tray	12.25"W x 6"H x 16.75"D	2 lbs.	\$ 74
	98-1019 9" Storage Tray	12.25"W x 9"H x 16.75"D	2.5 lbs.	\$ 98
	98-1020 File Frame Insert	11.375"W x 1"H x 15.75"D	0.7 lbs	\$ 114
	98-1021 2 Division Stortray	11.25"W x 2.5"H x 7.75"D	0.7 lbs	\$ 33
	98-1022 3 Division Stortray-Short	11.25"W x 2.5"H x 7.75"D	0.7 lbs	\$ 33
	98-1023 3 Division Stortray-Long	11.25"W x 2.5"H x 7.75"D	0.7 lbs	\$ 33
	98-1024 4 Division Stortray	11.25"W x 2.5"H x 7.75"D	0.7 lbs	\$ 33
	98-1025 1 Division Stortray	11.25"W x 2.5"H x 7.75"D	0.7 lbs	\$ 33

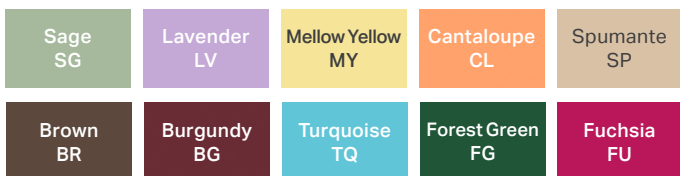
## Premier™ Series Seating

### STANDARD SEAT COLORS



### SPECIAL ORDER SEAT COLORS

(Minimum order quantities of 500 and a 12 week lead-time.)



### FRAME COLORS



Cream CM  
Special order frame color. Minimum order quantities and a 12 week lead-time.

## Apex™ Series Seating

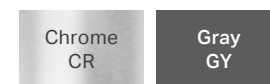
### STANDARD SEAT COLORS



### SPECIAL ORDER SEAT COLORS (Minimum order quantity of 500 and a 12 week lead-time.)



### FRAME COLORS




## MG1101 Series Seating

### SEAT COLORS



### FRAME COLOR




## Nova Series Seating

### SEAT COLORS



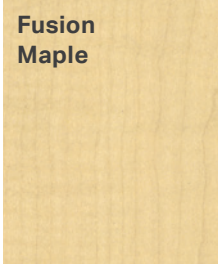



### FRAME COLOR



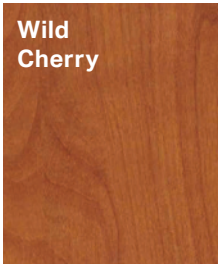



Not all colors are available for every model. Please refer to each model description to see available color options and note shipping lead-times for specific colors, quantities and models. Due to pattern scale and color variations in computer monitors and printers, we recommend you view actual samples before making surface material selections.

## Worksurface Laminates with Edge Band Options



STANDARD LAMINATES (All available with matching edge band except Gray Nebula. Colored edge band options shown with color codes.)

 <b>Fusion Maple</b>	Black	50	 <b>Gray Nebula</b>	Black	77	 <b>Weathered Teak</b>	Black	P7	 <b>Solar Oak</b>	Black	49
	Gray	61		Gray	78		Gray	P8		Gray	G4
	Navy	F9		Navy	F3		Navy	P9		Navy	G5
	Blue	62		Blue	F4		Blue	Q1		Blue	G6
	Blueberry	G2		Blueberry	F7		Blueberry	Q2		Blueberry	G8
	Apple	G1		Apple	F5		Apple	Q3		Apple	G7
	Red	63		Red	F6		Red	Q4		Red	70
	Orange	M8		Orange	N1		Orange	Q5		Orange	M6
Purple	N6	Purple	N7	Purple	Q6	Purple	N4				

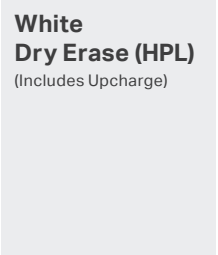

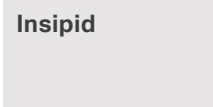
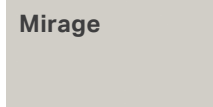

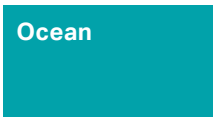
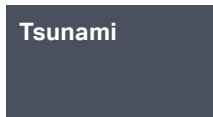
  

 <b>Wild Cherry</b>	Black	60	 <b>Boardwalk Oak</b>	Black	K8	 <b>Asian Night</b>	Black	J9	 <b>Pewter Mesh</b>	Black	J1
	Gray	H1		Gray	K9		Gray	K1		Gray	J2
	Navy	H2		Navy	L1		Navy	K2		Navy	J3
	Blue	H3		Blue	L2		Blue	K3		Blue	J4
	Blueberry	H6		Blueberry	L5		Blueberry	K6		Blueberry	J7
	Apple	H4		Apple	L3		Apple	K4		Apple	J5
	Red	H5		Red	L4		Red	K5		Red	J6
	Orange	M7		Orange	L6		Orange	K7		Orange	J8
Purple	N5	Purple	P1	Purple	N9	Purple	P2				

 <b>High Rise</b>	Black	U4	 <b>New Age Oak</b>	Black	T2	<p>High Pressure Laminate available upon request. Must order a minimum of 25 units in the same color.</p>			
	Gray	U5		Gray	T3				
	Navy	U6		Navy	T4				
	Blue	U7		Blue	T5				
	Blueberry	U8		Blueberry	T6				
	Apple	U9		Apple	T7				
	Red	V1		Red	T8				
	Orange	V2		Orange	T9				
Purple	V3	Purple	U1						

### DRY ERASE LAMINATES WITH EDGE BANDING

 <b>White Dry Erase (HPL)</b> (Includes Upcharge)	Black	22	 <b>Glacier White</b>	Black	C6	 <b>Insipid</b>	Black	D5	 <b>Mirage</b>	Black	D3
	Gray	23		Gray	C5		Gray	D4		Gray	D2
	Navy	25	 <b>Evergreen Mist</b>	Black	D1	 <b>Ocean</b>	Black	C4	 <b>Tsunami</b>	Black	C8
	Blue	26		Gray	C9		Gray	C3		Gray	C7
	Blueberry	29									
	Apple	27									
	Red	28									
	Orange	B2									
Purple	B3										




### MARCO LAMINATE MATERIALS ARE CERTIFIED BY GREENGUARD.


GREENGUARD Gold Certification offers stricter certification criteria, considers safety factors to account for sensitive individuals (such as children and the elderly), and ensures that a product is acceptable for use in environments such as schools and healthcare facilities. It is referenced by both The Collaborative for High Performance Schools (CHPS) and the Leadership in Energy and Environmental Design (LEED) Building Rating System.

Not all colors are available for every model. Please refer to each model description to see available color options and note shipping lead-times for specific colors, quantities and models. Due to pattern scale and color variations in computer monitors and printers, we recommend you view actual samples before making surface material selections.

## Cabinetry Laminates



## Metal Leg Colors




Not all colors are available for every model. Please refer to each model description to see available color options and note shipping lead-times for specific colors, quantities and models. Due to pattern scale and color variations in computer monitors and printers, we recommend you view actual samples before making surface material selections.


## Acoustic PET Colors



## Acoustic PET Color Set 1 (CS1)



## Acoustic PET Color Set 2 (CS2)



Not all colors are available for every model. Please refer to each model description to see available color options and note shipping lead-times for specific colors, quantities and models. Due to pattern scale and color variations in computer monitors and printers, we recommend you view actual samples before making surface material selections.

## Standard Textiles


Our standard textiles are kept in stock to shorten order times and are based on colors that compliment with our other product lines such as our Apex and Premier Series furniture. The Silvertex textiles feature superior abrasion resistance, along with antifungal and antibacterial protection, which makes it a perfect material for classroom furniture use.

Models ordered with only Standard Colors ship within 4-6 weeks.



### Silvertex Neo by Spradling

Grade 2 | Abrasion 100,000 double rubs | PVC with Permablock & Permaguard abrasion & stain resistance




Bazaar  
S96



Imperial  
S97



Acid  
S92



Lagoon  
S91



Blackberry  
SA6




Storm  
S90




Carbon  
SA3



Plata  
SA5



Marine Blue  
SA0



Jet  
S88

Due to pattern scale and color variations in computer monitors and printers, we recommend ordering a memo sample from the supplier using the contact information listed or call Marco at 888.627.2601 to ensure color accuracy.

## Special Order Textiles


Models ordered with Special Order Textiles ship within 6-8 weeks.

### EZ Vinyl by Spradling

Grade 1 | Abrasion 50,000 double rubs | more colors available



Wallaby Grey  
EZY-5820



Wallaby Neutral  
EZY-5809




Wallaby Turquoise  
EZY-5803



Wallaby Forest  
EZY-5805



Wallaby Royal  
EZY-5804




Wallaby Iron  
EZY-5822



Wallaby Black  
EZY-5823



Sierra Torch Red  
EZY-5824



Wallaby Lime  
EZY-5806

### Islander by Spradling

Grade 1 | Abrasion 50,000 double rubs | more colors available



Bristol Blue  
ISL-9157



Silver Blue  
ISL-9158




Ruby Red  
ISL-9160




Baby Blue  
ISL-9156




Yellow  
ISL-9176




Everglade  
ISL-9174



French Vanilla  
ISL-9178




Light Gray  
ISL-9152




Gunmetal  
ISL-9153

### Beluga by Spradling


Grade 1 | Abrasion 100,000 double rubs | more colors available




Papaya  
BEL-3306




Burgundy  
BEL-3309



Off White  
BEL-3303



Dune  
BEL-3305



Ochre  
BEL-3307



Pearl Grey  
BEL-3310



Cherry  
BEL-3308



True Blue  
BEL-3312




Forest  
BEL-3314

## Special Order Textiles


Models ordered with Special Order Textiles ship within 6-8 weeks.

### Navigator by Spradling

Grade 1 | Abrasion 100,000 double rubs | More colors available



Mermaid  
NAV-9900




Sand Dollar  
NAV-9895




Crimson  
NAV-9904



Sundance  
NAV-9906




Stone  
NAV-9896



Valentine  
NAV-9903



Capri  
NAV-9899



Dolphin  
NAV-9898




Purple Passion  
NAV-9907

### Kilkenny Tweed Neo by Spradling


Grade 2 | Abrasion 50,000 double rubs | Vinyl-coated fabric (prop 65 compliant) | More colors available




Stone  
KIL-2901




Apple Tort  
KIL-2909




Burlap  
KIL-2913




Ice  
KIL-2916



Bittersweet  
KIL-2904




Nightshade  
KIL-2917



Celery  
KIL-2919




Claypot  
KIL-2905




Charcoal  
KIL-2923

### Kaleidoscope by Spradling

Grade 2 | Abrasion 100,000 double rubs | 100% PVC vinyl / backing 100% polyester | More colors available



Citron  
KAL-4401



Marsh  
KAL-4402



Iceberg  
KAL-4403



Teal  
KAL-4406



Bronze  
KAL-4412



Champagne  
KAL-4409



Smokehouse  
KAL-4410



Saffron  
KAL-4411




Bazaar  
KAL-4413

## Special Order Textiles


Models ordered with Special Order Textiles ship within 6-8 weeks.

### Interlace Neo by Spradling

Grade 2 | Abrasion 50,000 double rubs | PVC with Permablock & Permaguard abrasion & stain resistance | More colors available



Peacock  
INT-5401



Zest  
INT-5403



Pollen  
INT-5404



Salsa  
INT-5405



Fresh  
INT-5407




Flaxen  
INT-5402



Indigo  
INT-5409




Pewter  
INT-5406



Espresso  
INT-5412

### Silvertex Neo by Spradling

Grade 2 | Abrasion 100,000 double rubs | PVC with Permablock & Permaguard abrasion & stain resistance | More colors available



Raspberry  
STX-8816



Sapphire  
STX-8804



Turquoise  
STX-8803




Cream  
STX-8807




Champagne  
STX-8808



Taupe  
STX-8809



Limoncello  
STX-8842



Zest  
STX-8841



Mocha  
STX-8825

### Mingle by Mayer Fabrics

Grade 2 | Abrasion 250,000 double rubs | 80% Vinyl - Phthalate Free face, 20% Polyester backing | More colors available



Melon  
MG-009



Straw  
MG-002



Aloe  
MG-003



Oyster  
MG-047




Hemp  
MG-027



Turquoise  
MG-023



Rouge  
MG-001



Indigo  
MG-004




Sterling  
MG-016

## Special Order Textiles

Models ordered with Special Order Textiles ship within 6-8 weeks.

### Mogul by Momentum

Grade 3 | Abrasion 450,000 double rubs | 100% EPU Polyurethane: GREENGUARD Certified, PVC Free | More colors available



Digital  
09462121




Asset  
09462044



Bullseye  
09462000




Envy  
09462066




Boss  
09461945



Finance  
09462110



Flare  
09462055



Heir  
09461989



Genius  
09462154

### Sport by Momentum

Grade 3 | Abrasion 100,000 double rubs | 98% post-consumer recycled polyester and 2% polyester | More colors available



Aloe  
09203808



Flax  
09203786



Cadet  
09203676



Downpour  
09203709



Dayglow  
09203643



Alarm  
09203610



Mercury  
09203720




Apple  
09203632



Turquoise  
09203665

### Gala by Mayer Fabrics

Grade 3 | Abrasion 100,000 double rubs | 81% vinyl with urethane topcoat face and 19% recycled polyester backing



Spice  
GA-019



Quartz  
GA-007



Bronze  
GA-010



Honeycomb  
GA-002



Sunset  
GA-009




Limelight  
MG-003



Aquamarine  
GA-014



Skipper  
GA-004




Truffle  
GA-000

## Special Order Textiles


Models ordered with Special Order Textiles ship within 6-8 weeks.

### Cover Cloth by Momentum


Grade 4 | Abrasion 200,000 double rubs | 56% Recycled Polyester, 44% Polyester, GREENGUARD Certified | More colors available



Zest  
09137742




Electric  
09137566




Flame  
09137577




Graphite  
09137588




Oat  
09137643




Platinum  
09137654



Sorrel  
09137687




Cyan  
09137544




Fuchsia  
09137753

### Hobnob by Momentum


Grade 4 | Abrasion 87,000 double rubs | 51% Recycled Polyester, 49% Polyester, GREENGUARD Certified | More colors available




Limon  
09210144




Bay  
09209990




Beyond  
09210012




Forest  
09210111




Ginger  
09209902



Iris  
09210023



Shale  
09210078




Tangelo  
09210045



Carbon  
09209968

### Balance by Mayer Fabrics

Grade 4 | Abrasion 1,300,000 double rubs | 80% Vinyl - Phthalate Free face, 20% Polyester backing | More colors available



Sea  
BA-014



Metal  
BA-006




Rose  
BA-001



Jade  
BA-013



Cream  
BA-007



Pinot  
BA-008



Celadon  
BA-003



Copper  
BA-009



Denim  
BA-004

## Special Order Textiles


Models ordered with Special Order Textiles ship within 6-8 weeks.

### Truss by Mayer Fabrics


Grade 5 | Abrasion 250,000 double rubs | 80% Vinyl - Phthalate Free face, 20% Polyester backing



Cadet  
TS-004




Current  
TS-001




Ocean  
TS-003




Aluminum  
TS-006



Sesame  
TS-007




Persimmon  
TS-009




Storm  
TS-016

### Belmont by Mayer Fabrics

Grade 5 | Abrasion 250,000 double rubs | 80% Vinyl - Phthalate Free face, 20% Polyester backing | More colors available




Opal  
BL-004



Citrus  
BL-002




Sisal  
BL-007




Clementine  
BL-009




Patina  
BL-027




Reef  
BL-014



Dune  
BL-017




Tidal  
BL-024



Gravel  
BL-000

### Carousel by Mayer Fabrics

Grade 6 | Abrasion 1,000,000 double rubs | 62% Polyurethane Polycarbonate - PVC Free/ 3% Silicone face, 35% Polyester backing



Mineral  
CR-007



Rose Quartz  
CR-001



Seaglass  
CR-003



Harbor  
CR-000



Sunset  
CR-008



Fiesta  
CR-013



Bluebird  
CR-004

Products are to be used for their intended purpose and inspected on a regular basis to avoid structural failures and possible injury. Inspections are to include confirming there are no loose or missing screws, glides, rivets, casters, etc. Products are to be inspected for cracks, fatigue, or broken welds. Any product showing signs of damage or improper adjustment must be removed from service immediately and notice must be provided to MGI and the furnishing Dealer. Repairs are to be made with factory authorized parts.

## LAMINATE SURFACES

- Do not drop heavy objects on laminate and melamine surfaces. It is possible to chip or gouge the surface if a heavy object is dropped on the table top abruptly.
- Do not place hot objects on laminate and melamine surfaces. It is possible to blister or warp the surface top.
- Do not use laminate and melamine surfaces as a cutting board. A sharp knife may slice a groove in the surface top.

Laminates should be cleaned with warm water and soap mixture and dried with a soft cloth. Spills should be wiped up quickly, though. If there is a hard to remove stain, a combination of mild cleaner and baking soda can be used to remove stains from the surface. Scrub with a stiff nylon brush, then clean as you normally would.

### DO NOT USE

Harsh chemicals, abrasive bleach based cleaners, sharp writing utensils, or other sharp objects on your laminate or markerboard to avoid scratches.

### MARKERBOARD CLEANING

To refresh your writing surface to its original luster, simply wipe entire surface with a soft cloth moistened with warm water or markerboard cleaner, and immediately wipe dry with a clean soft cloth.

- Use only Dry Erase Markers on your markerboard table. Do not use permanent markers as they can permanently stain the surface.
- Do not allow dry erase marker ink to remain on the table for several days without erasing. We recommend that you clean your markerboard weekly to prevent marker color build up.
- Use a dry erase marker to color over areas that are hard to clean or develop ghosting. Then erase the problem area. The solvent in the dry erase ink will frequently clean the soiled area.
- If permanent marker is used on the markerboard table in error, simply marking over the permanent ink with dry erase ink will often allow the permanent ink to be removed.

- Use only erasers that are designed for markerboards. Mr. Clean Magic Erasers work very well. Regular erasers do not work well. A clean soft cloth such as a white t-shirt can be used as an alternative.
- Use only cleaning solutions that are specifically made to clean markerboard. Apply the cleaner to the eraser or soft clean cloth, not directly to the markerboard. Here is a list of some popular cleaning products.
  - Expo Dry Erase Board Cleaner
  - Quartet BoardGear Markerboard Cleaner
  - Best Rite Green Erase Cleaner
  - Staples Sustainable Earth Multi Whiteboard Cleaner
  - Mar-Kleen Dry Erase Markerboard Cleaner
  - LCS Whiteboard Cleaner

## VINYL SURFACES

### GENERAL CARE

Remove most stains with one of the following steps:

#### **Eye shadow, mascara, grease, black felt tip pen, crayon, chocolate, suntan lotion and hair/body oils–**

Remove excess spill with a damp cloth. Clean with a 1:1 mix of Ivory soap and water. Rinse with clean water and dry.

#### **Red Lipstick–**

Use a straight application of concentrated cleaners such as Formula 409 or Fantastik spray cleaner. Wipe with a clean cloth, rinse with water and dry.

#### **Blood, urine, feces, oil base paint, tar and asphalt–**

Use a 1:1 mix of ammonia and water, or a 1:10 mix of bleach and water. Rinse with clean water and dry.

#### **All other tough stains–**

Use a 1:1 mix of isopropyl alcohol and water. If the stain persists, use straight alcohol. Rinse thoroughly with clean water and pat dry. Use a soft cotton cloth saturated with the cleaning material and rub the stain in circles 10 times. Pat dry with another soft cloth and check the results.

The cleaning recommendations above are a guide to help in the maintenance of vinyl fabrics. They are supplied without warranty, representation or inducement of any kind, including, but not limited to, the implied warranties of merchantability and fitness for particular use or purpose. Marco Group can neither guarantee, nor take responsibility for specific results. Under no circumstances shall Marco Group be liable for any incidental, consequential, or other damage resulting from negligence, misuse, mishandling or exposure of any chemicals used in connection with maintenance. Information relating to chemicals/cleaning solvents, environmental use, and human exposure should be reviewed with appropriate suppliers. Users must read the product specifications and determine appropriateness for specific applications. All label instruction precautions should be followed. All cleaning agents must be rinsed thoroughly with water and wiped with a soft cloth. Residue left by cleaning agents will shorten the life of the product if not removed.

## **Built to Last. Backed by Marco.**

At Marco, we stand behind the quality, craftsmanship, and integrity of every product we make. Proudly American-made, our furniture is designed and manufactured to deliver years of dependable performance in real learning environments.

## **Ten Year Limited Warranty:**

Marco warrants its products to the original purchaser to be free from defects in material and workmanship for a period of ten (10) years from the date of delivery, unless otherwise noted under Exclusions & Exceptions. During this period, Marco will, at its sole discretion, repair, replace, or issue credit (up to the original invoice amount) for any product determined to be defective under normal use and service.

Marco's obligation under this warranty is limited to the repair or replacement of the defective product. Labor, installation, and freight costs are not covered. This warranty does not extend to incidental or consequential damages, including but not limited to loss of use, personal property damage, or third-party claims.

While our warranty defines a ten-year term, Marco products are engineered for longevity—built to perform well beyond the warranty period.

## **Exclusions & Exceptions:**

This warranty does not apply, and no other warranty applies to:

- Normal aging or wear, including fabric softening, stretching, or flattening
- Damage caused by misuse, neglect, or abnormal use.
- Damage sustained during transit (see *Freight Damages or Shortage* under Terms & Conditions)
- Modifications or attachments not approved by Marco
- Fabrics or materials covered by a separate manufacturer's warranty
- Five (5) years on Sonik® Soft Seating
- One (1) year on all moveable or mechanical parts such as pneumatic lifts, casters, glides, drawer slides, and electrical components
- Soft seating foam and/or fabric is subject to stretching, softening and/or flattening as a result of normal use and/or aging
- One (1) year on whiteboard surfaces.

Marco products are intended for indoor use only. Variations in color, grain, or texture inherent in natural materials such as laminates, paints, and plastics are normal characteristics—not defects.

For warranty service or questions, please contact Marco Customer Support at **1-888-627-2601** or visit [www.madebymarco.net](http://www.madebymarco.net)

**Dealer Authorization:** Only dealers (“Dealer”) that have completed a credit application with Marco Group Incorporated (“MGI”), have furnished a Resale Certificate, have been approved by MGI, and are in good standing with MGI are authorized to market, provide pricing, and submit orders for MGI products.

**Pricing:** All pricing provided by MGI to Dealers is based on a current list price and excludes taxes, freight, delivery, and installation. Any discount MGI offers a Dealer will be from current list price at the discount stated in the Dealer’s agreement, unless MGI has offered a special volume price quoted to the Dealer for a project. In order to obtain the discount from an issued quote, Dealer must provide the quote number and/or project name, discount and pricing at the time submitting a purchase order. Failure to provide quote documentation will result in the Dealer receiving their standard discount off the current list price as stated in the Dealer’s agreement.

**Payment Terms:** MGI will invoice Dealer for product upon shipment; Dealer agrees to pay each invoice Net 30 days from the invoice date. If Dealer is making payment via credit card, payment must be made at date of invoice and a 3% surcharge will be added to the invoice. No payment may be withheld because of partial delivery. MGI has the right to hold future purchase orders on any Dealer who has past due invoices. If MGI takes any action to collect any amount past due, Dealer will pay all costs and expenses, including court cost and reasonable attorney fees incurred by MGI in collecting such amount.

**Order Placement and Acknowledgements:** Dealers will submit all orders with complete model number (i.e., color, frame, material, finish), and for product that must be shipped in cartons, carton quantity. Items not ordered in carton quantities will be assessed a broken carton fee as noted in Dealer agreement. MGI will not process or put into production an order without a complete model number. After an order is processed, MGI will acknowledge the order via email. Acknowledgements provided by MGI represent estimated completion dates and are not contractually binding. Any expenses incurred as a result of longer lead times will be the responsibility of the Dealer. Dealer is responsible for checking the acknowledgment and immediately notifying MGI of any discrepancies. Purchase orders are accepted by MGI in either of the following ways:

- Email orders to [orders@marcogroupinc.com](mailto:orders@marcogroupinc.com)
- EDI

**Sample Orders:** Dealer may place a sample order at a 50/50 discount with Dealer paying all freight charges on their preferred carrier.

**Order Changes and Cancellations:** Changes requested by Dealer after MGI has acknowledged the order, must be sent in writing and approved by MGI. Upon receipt of submittal, MGI will notify the Dealer within two business days if any prevalent concerns based on the order status (i.e. order has been produced, staged for shipping, and/or shipped). If MGI approves, in writing, any request by Dealer to cancel all or any part of an order after two business days from the time of acknowledgement.

**Returns:** Product will not be returned for refund, credit, or replacement without written approval from MGI Management. Dealer must make request within thirty days of receipt of product. If approved by MGI, Dealer agrees to pay 30% restocking fee of net product price and return freight charges. Product must be returned in the original packaging in resalable condition to receive full credit. Damaged merchandise and returns without authorization will be refused, and the Dealer will be responsible for all applicable freight charges. Please note the following are not returnable: Makerspace Storage Carts, 12-Cubbie Storage, Instructor Stations, Bookcases, Mobile Casegoods and Band-Stor models.

**Lead Times:** MGI lead times are posted in the price list on each product page to represent that specific product. If purchase order has multiple products with different lead times, the purchase order will ship at the time of the longest lead time item. Lead time will be calculated based on the time the order is processed.

**Freight Class:** All “Freight Class” presented on price list represents shipping one (1) carton. Freight classes are determined on freight density and are subject to change with quantity ordered.

**Shipment Terms:** All orders shall be shipped “pre-pay and add” by MGI’s carrier of choice, unless Dealer specifies shipping “third party”. Best way shipping will be used. Pricing on shipments is an estimate and may vary by special charges incurred due to the consignee. These are estimates and additional charges are the responsibility of the Dealer.

- LTL Shipments will ship via Dealer’s specified carrier with all freight charges inclusive of any additional charges resulting from expanded services as requested by the dealer billed third party. Routing instructions must be clearly designated on purchase order with no ensuing shipping changes recognized if submitted inside 3 business days prior to actual shipment in support of MGI’s freight scheduling efforts.
- Van/Truckload Shipments MGI will provide the Dealer with a truckload freight estimate within the formal project quotation. Within 30 days prior to shipment of the order, an updated freight quote will be provided that will supersede the original freight estimate. MGI will ship via Dealer’s specified carrier with all freight charges inclusive of any additional charges resulting from expanded services as requested by the dealer billed third party. Routing instructions must be clearly designated on the purchase order with no subsequent carrier changes recognized if submitted inside 3 business days prior to actual shipment in support of MGI’s freight scheduling efforts. If MGI is requested to delay the shipment of an order that is ready for shipment as per schedule routed either van or truckload, shipment will be made either to a Dealer provided storage facility or will be stored by MGI with the Dealer responsible for the associated storage costs.

**Shipment Damages:** All shipments should be carefully inspected by the consignee prior to acceptance, and the delivering carrier should be requested to record any visible damage or shortage on the delivery receipt before the consignee signs it. Immediately after receipt of merchandise, cartons should be opened and merchandise checked. If damage exists, notify freight carrier immediately and request an inspection. All original cartons and product must be kept for a freight claim to be filed. If this is disregarded, MGI will not be responsible for the damages. Concealed damages must be reported within 5 days post receipt of shipment. On all concealed damage claims, MGI, the carrier and the Dealer will each be responsible for one-third of the total claim amount.

**Shipment Shortages:** Shortages not reported within 5 days of shipment will not be honored for a claim. Shortages must be noted on the BOL at the time of delivery and reported to MGI within 5 days for consideration.

**\*Pricing, discounts, payment terms, and other terms and conditions applicable to the sale of products to the Dealer are subject to change by Marco Group Incorporated.**

**Corporate and Warehouse Physical Address**

5400 Doniphan Drive, Neosho, MO 64850

**Email Address:** [info@marcogroupinc.com](mailto:info@marcogroupinc.com)

**Payment Remittance:**

Marco Group Inc., 5400 Doniphan Drive, Neosho, MO 64850

**Phone:**

417-455-9663 or 1-888-627-2601

Fax: 417-455-0057



5400 Doniphan Drive, Neosho, MO 64850  
p: 888-627-2601 | f: 417-455-0057

©2026 Marco Group, Inc. 01-2026-v01