

CONSTRUCTION

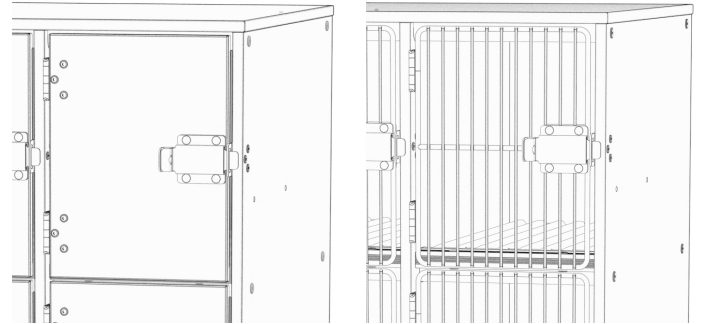
- All panels, including shelves, and partitions are 3/4" thick, 45# particleboard with thermofused laminate finish applied to both sides
- 3mm PVC edge banding is applied with hot melt glue to all visible edges
- Shelves utilize dado construction into side panels, back panels, and partitions
- Heavy duty plastic color matching corner connectors provide added structural strength and rigidity
- Cabinets feature exterior bolt hardware finished in a matching color tone to the laminate, creating a cohesive look
- Shelves are also supported by steel tubes bolted through side panels
- All shelves protected with patented replaceable textured HMPE plastic liners and replaceable ABS plastic caps through-bolted to wood shelf substrate (patent number 8,544,968)
- Wood laminate doors: 3/4" thick 45# particleboard with thermofused melamine finish applied to both sides. All edges covered with 3mm PVC edge banding
- Steel wire doors: Constructed of 9mm diameter steel perimeter and cross wires and 5mm diameter steel vertical wires. Durable powder coat finish applied
- All doors: Heavy duty commercial 5-knuckle hinges with hospital tips allow for up to 270 degrees of rotation. All hinges are through-bolted to panels with machine screws and cap nuts. Fully serviceable heavy-duty steel latch and hasp hardware is through-bolted to doors and panels
- Magnetic door catches ensure a secure closure while reducing rattle and movement in both wood and metal bars
- Cabinets utilize 12-gauge steel wrap around brackets with internally adjustable levelers for strength, protection, and easier installation. Cabinet can be installed in place and then leveled with minimal cabinet handling

OPTIONAL ADD-ON

ACOUSTIC PANELS

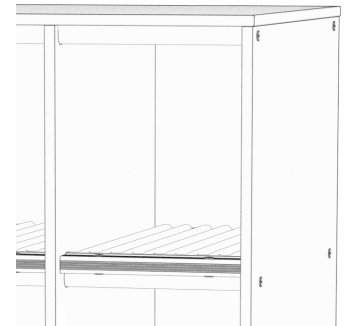
Environment-friendly material is placed at the back and the top of each compartment to help eliminate direct sound reflection while absorbing high and low frequencies.

DOOR OPTIONS




Available with wood laminate doors, steel wire doors or no doors.

(Doors must be included when ordering as they can not be installed later.)



LAMINATES



WARRANTY

10 Year Limited

CERTIFICATIONS

Worksurfaces are UL Greenguard Gold certified

This specification information is provided for general reference only and is subject to change without notice. While every effort has been made to ensure accuracy, Marco makes no warranties, express or implied, regarding the completeness or correctness of the details presented. Users should always verify specifications with the latest product documentation before making any purchasing decisions.

All dimensions are listed by Width x Height x Depth in inches.

INSTRUMENT STORAGE

Specifications



BS100

CABINET SIZE:
27.75 x 84 x 19.25

COMPARTMENT:
8.125 x 13.75 x 17.125

STORES: 15 Clarinets,
Flutes, Piccolos or Oboes



BS106

CABINET:
27.75 x 84 x 29.25

COMPARTMENT:
8.125 x 13.75 x 27.125
8.125 x 46.375 x 27.125

STORES: 6 Clarinets,
Flutes, Piccolos, Oboes,
or 3 Guitars



BS114

CABINET:
27.75 x 36 x 29.25

COMPARTMENT:
12.75 x 13.75 x 27.125

STORES: 4 Trumpets,
Cornets or Alto Sax



BS101

CABINET:
27.75 x 84 x 29.25

COMPARTMENT:
8.125 x 13.75 x 27.125

STORES: 15 Clarinets,
Flutes, Piccolos, Oboes,
Soprano Sax or Trumpets.



BS107

CABINET:
27.75 x 84 x 40.25

COMPARTMENT:
8.125 x 38.125 x 38

STORES: 6 Guitars



BS115

CABINET:
27.75 x 36 x 40.25

COMPARTMENT:
12.75 x 13.75 x 38

STORES: 4 Trombones,
Bassoons, Violins, Violas,
Tenor Sax, Bass Clarinets,
or Alto Clarinets



BS102

CABINET:
27.75 x 68 x 19.25

COMPARTMENT:
8.125 x 13.75 x 17.125

STORES: 12 Clarinets,
Flutes, Piccolos or Oboes.



BS110

CABINET:
27.75 x 84 x 29.25
or 22 x 84 x 29.25

COMPARTMENT:
12.75 x 13.75 x 27.125 or
8 x 13.75 x 27.125

STORES: 10 Trumpets,
Cornets, or Alto Sax



BS116

CABINET:
14.75 x 84 x 29.25

COMPARTMENT:
12.75 x 13.75 x 27.125

STORES: 5 Trumpets,
Cornets or Alto Sax



BS103

CABINET:
27.75 x 68 x 29.25

COMPARTMENT:
8.125 x 13.75 x 27.125

STORES: 12 Clarinets,
Flutes, Piccolos, Oboes,
Soprano Sax or Trumpets.



BS111

CABINET:
27.75 x 84 x 40.25
or 22 x 84 x 40.25

COMPARTMENT:
12.75 x 13.75 x 38 or
8 x 13.75 x 38

STORES: 10 Trombones,
Bassoons, Violins, Violas,
Tenor Sax, Bass Clarinets,
or Alto Clarinets



BS117

CABINET:
14.75 x 84 x 40.25

COMPARTMENT:
12.75 x 13.75 x 38

STORES: 5 Trombones,
Bassoons, Violins, Violas,
Tenor Sax, Bass Clarinets,
or Alto Clarinets



BS104

CABINET:
27.75 x 36 x 19.25

COMPARTMENT:
8.125 x 13.75 x 17.125

STORES: 6 Clarinets,
Flutes, Piccolos or
Oboes.



BS112

CABINET:
27.75 x 68 x 29.25

COMPARTMENT:
12.75 x 13.75 x 27.125

STORES: 8 Trumpets,
Cornets and Alto Sax



BS118

CABINET:
14.75 x 68 x 29.25

COMPARTMENT:
12.75 x 13.75 x 27.125

STORES: 4 Trumpets,
Cornets or Alto Sax



BS105

CABINET:
27.75 x 36 x 29.25

COMPARTMENT:
8.125 x 13.75 x 27.125

STORES: 6 Clarinets,
Flutes, Piccolos, Oboes,
Soprano Sax or Trumpets.



BS113

CABINET:
27.75 x 68 x 40.25

COMPARTMENT:
12.75 x 13.75 x 38

STORES: 8 Trombones,
Bassoons, Violins, Violas,
Tenor Sax, Bass Clarinets,
or Alto Clarinets



BS119

CABINET:
14.75 x 68 x 40.25

COMPARTMENT:
12.75 x 13.75 x 38

STORES: 4 Trombones,
Bassoons, Violins, Violas,
Tenor Sax, Bass Clarinets,
or Alto Clarinets

All dimensions are listed by Width x Height x Depth in inches.

INSTRUMENT STORAGE

Specifications



BS120
CABINET:
14.75 x 36 x 29.25
COMPARTMENT:
12.75 x 13.75 x 27.125
STORES: 2 Trumpets,
Cornets and Alto Sax



BS136
CABINET:
27.75 x 68 x 29.25
COMPARTMENTS:
12.75 x 13.75 x 27.125
26 x 24.5 x 27.125
STORES: 4 Trumpets,
Cornets and Alto Sax and 1
French Horn, Alto Horn or
Snare Drum.



BS150
CABINET:
27.75 x 84 x 40.25
or 22 x 84 x 40.25
COMPARTMENT:
26 x 38.125 x 38 or
20.25 x 38.125 x 38
STORES: 2 Bass Drums,
Parade Drums, Field
Drums or Snare Drums



BS121
CABINET:
14.75 x 36 x 40.25
COMPARTMENT:
12.75 x 13.75 x 38
STORES: 2 Trombones,
Bassoons, Violins, Violas,
Tenor Sax, Bass Clarinets,
or Alto Clarinets



BS137
CABINET:
27.75 x 68 x 40.25
COMPARTMENTS:
12.75 x 13.75 x 38
26 x 24.5 x 38
STORES: 4 Trombones,
Bassoons, Violins, Violas,
Tenor Sax, Bass Clarinets,
or Alto Clarinets and 1
Baritone Horn, Euphonium
or Mellophone



BS151
CABINET:
27.75 x 84 x 47.125
COMPARTMENT:
26 x 38.125 x 45
STORES: 2 Bass Drums,
Parade Drums, Field
Drums, Snare Drums,
Tri-Toms, Quads, Tubas,
Sousaphones or General
Storage



BS130
CABINET:
27.75 x 84 x 29.25
COMPARTMENTS:
8.125 x 13.75 x 27.125
26 x 24.5 x 27.125
STORES: 9 Clarinets,
Flutes, Piccolos, Oboes,
Soprano Sax or Trumpets
and 1 French Horn, Alto
Horn or Snare Drum.



BS140
CABINET:
27.75 x 84 x 29.25
or 22 x 84 x 29.25
COMPARTMENT:
26 x 24.5 x 27.125 or
20.25 x 24.5 x 27.125
STORES: 3 French
Horns, Alto Horns or
Snare Drums



BS155
CABINET:
27.75 x 84 x 29.25
or 22 x 84 x 29.25
COMPARTMENT:
26 x 78.75 x 27.125 or
20.25 x 78.75 x 27.125
STORES: String Bass,
Contra Bass or Clarinets



BS132
CABINET:
27.75 x 84 x 29.25
COMPARTMENTS:
12.75 x 13.75 x 27.125
26 x 24.5 x 27.125
STORES: 6 Trumpets,
Cornets or Alto Sax and 1
French Horn, Alto Horn or
Snare Drum.



BS141
CABINET:
27.75 x 84 x 40.25
or 22 x 84 x 40.25
COMPARTMENT:
26 x 24.5 x 38 or
20.25 x 24.5 x 38
STORES: 3 Baritones,
Euphoniums or
Mellophones



BS156
CABINET:
27.75 x 84 x 29.25
or 22 x 84 x 29.25
COMPARTMENT:
26 x 65.5 x 27.125 or
20.25 x 65.5 x 27.125
STORES: Cello or Guitar



BS133
CABINET:
27.75 x 84 x 40.25
COMPARTMENTS:
12.75 x 13.75 x 38
26 x 24.5 x 38
STORES: 6 Trombones,
Bassoons, Violins, Violas,
Tenor Sax, Bass Clarinets,
or Alto Clarinets and 1
Baritone Horn, Euphonium
or Mellophone



BS142
CABINET:
27.75 x 36 x 29.25
COMPARTMENT:
26 x 24.5 x 27.125
STORES: 1 French Horn,
Alto Horn or Snare Drum



BS157
CABINET:
14.75 x 84 x 29.25
COMPARTMENT:
12.75 x 78.75 x 27.125
STORES: 1 String Bass or
Contra Bass Clarinet



BS134
CABINET:
27.75 x 68 x 29.25
COMPARTMENTS:
8.125 x 13.75 x 27.125
26 x 24.5 x 27.125
STORES: 6 Clarinets,
Flutes, Piccolos, Oboes,
Soprano Sax or Trumpets
and 1 French Horn, Alto
Horn or Snare Drum.



BS143
CABINET:
27.75 x 36 x 40.25
COMPARTMENT:
26 x 24.5 x 38
STORES: 1 Baritone,
Euphonium or Mellophone



BS158
CABINET:
14.75 x 84 x 29.25
COMPARTMENT:
12.75 x 65.5 x 27.125
STORES: 1 Cello or Guitar

All dimensions are listed by Width x Height x Depth in inches.

INSTRUMENT STORAGE

Specifications



BS160

CABINET: 48 x 84 x 29.25

COMPARTMENT: 46.5 x 24.5 x 27.125

STORES: Baritone Sax, Bass Clarinet, Field Drum, Snare Drum, Bassoon or General Storage



BS162

CABINET: 48 x 84 x 29.25

COMPARTMENT: 46.5 x 38.125 x 27.125

STORES: Bass Drums, Parade Drums, Field Drums, Snare Drums, Tri Toms, Quads, Tubas, Sousaphones or General Storage



BS170

CABINET: 60 x 84 x 40.25

COMPARTMENT: 58.25 x 78.75 x 38

STORES: Timpani, Chimes, Small Vibe, Xylophone, Marimba or Gong

Assembly is required



BS171

CABINET: 60 x 84 x 40.25

COMPARTMENT: 58.25 x 78.75 x 38

STORES: Bass, Cellos, Guitars, Guitarrons, Violins, Violas or Vihuelas

Assembly is required



BS190

CABINET: 48 x 84 x 48

COMPARTMENT: 46.5 x 78.75 x 27.125

STORES: Miscellaneous Instruments or General Storage

Assembly is required

CONSTRUCTION

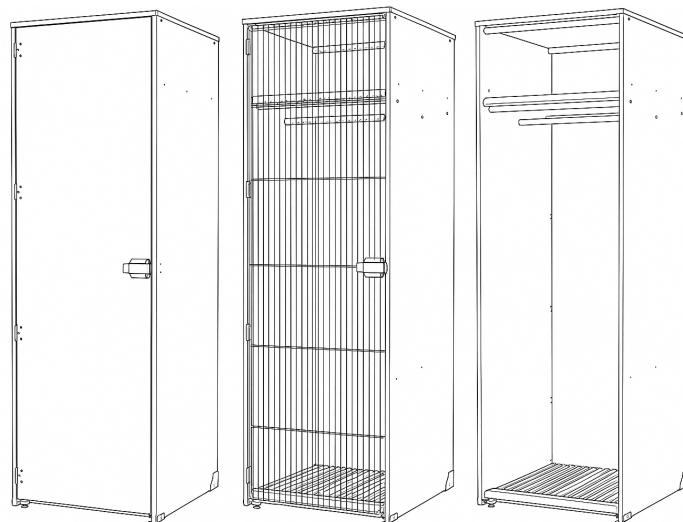
- All panels, including shelves, and partitions are 3/4" thick, 45# particleboard with thermofused laminate finish applied to both sides
- 3mm PVC edge banding is applied with hot melt glue to all visible edges
- Shelves utilize dado construction into side panels, back panels, and partitions
- Heavy duty plastic color matching corner connectors provide added structural strength and rigidity
- Cabinets feature exterior bolt hardware finished in a matching color tone to the laminate, creating a cohesive look
- Shelves are also supported by steel tubes bolted through side panels
- All shelves protected with patented replaceable textured HMPE plastic liners and replaceable ABS plastic caps through-bolted to wood shelf substrate (patent number 8,544,968)
- Wood laminate doors: 3/4" thick 45# particleboard with thermofused melamine finish applied to both sides. All edges covered with 3mm PVC edge banding
- Steel wire doors: Constructed of 9mm diameter steel perimeter and cross wires and 5mm diameter steel vertical wires. Durable powder coat finish applied
- All doors: Heavy duty commercial 5-knuckle hinges with hospital tips allow for up to 270 degrees of rotation. All hinges are through-bolted to panels with machine screws and cap nuts. Fully serviceable heavy-duty steel latch and hasp hardware is through-bolted to doors and panels
- Magnetic door catches ensure a secure closure while reducing rattle and movement in both wood and metal bars
- Cabinets utilize 12-gauge steel wrap around brackets with internally adjustable levelers for strength, protection, and easier installation. Cabinet can be installed in place and then leveled with minimal cabinet handling

OPTIONAL ADD-ON

ACOUSTIC PANELS


Environment-friendly material is placed at the back and the top of each compartment to help eliminate direct sound reflection while absorbing high and low frequencies.

FEATURES



Available with wood laminate doors, steel wire doors or no doors.
(Doors must be included when ordering as they can not be installed later.)

LAMINATES



WARRANTY

10 Year Limited

CERTIFICATIONS

Worksurfaces are UL Greenguard Gold certified

This specification information is provided for general reference only and is subject to change without notice. While every effort has been made to ensure accuracy, Marco makes no warranties, express or implied, regarding the completeness or correctness of the details presented. Users should always verify specifications with the latest product documentation before making any purchasing decisions.

All dimensions are listed by Width x Height x Depth in inches.

UNIFORM & ROBE STORAGE

Specifications



BS200

CABINET:
27.75 x 84 x 29.25
COMPARTMENT:
26 x 78.75 x 27.125

Holds 11
Uniforms / Robes.
Includes Hanging
Rod.



BS201

CABINET:
48 x 84 x 29.25
COMPARTMENT:
46.25 x 78.75 x 27.125

Holds 20
Uniforms / Robes.
Includes Hanging
Rod.



BS202

CABINET:
27.75 x 84 x 29.25
COMPARTMENT:
26 x 78.75 x 27.125

Holds 11 Uniforms / Robes.
Includes Shelf and Hanging
Rod.



BS203

CABINET:
48 x 84 x 29.25
COMPARTMENT:
46.5 x 78.75 x 27.125

Holds 20
Uniforms / Robes.
Includes Shelf and
Hanging Rod.



BS204

CABINET:
27.75 x 84 x 29.25
COMPARTMENT:
26 x 78.75 x 27.125

Holds 22 Uniforms.
Includes 2 Hanging
Rods.



BS205

CABINET:
48 x 84 x 29.25
COMPARTMENT:
46.5 x 78.75 x 27.125

Holds 40 Uniforms.
Includes 2 Hanging
Rods.



BS206

CABINET:
27.75 x 84 x 29.25
COMPARTMENT:
26 x 78.75 x 27.125

Holds 11 Uniforms
/ 12 Hats. Includes
Hanging Rod.



BS207

CABINET:
48 x 84 x 29.25
COMPARTMENT:
46.25 x 78.75 x 27.125

Holds 20 Uniforms
/ 24 Hats. Includes
Hanging Rod.



BS208

CABINET:
27.75 x 84 x 29.25
COMPARTMENT:
26 x 13.75 x 27.125

Holds 20 Hats.



BS209

CABINET:
48 x 84 x 29.25
COMPARTMENT:
46.5 x 13.75 x 27.125

Holds 45 Hats.



86" height

56" height

CONSTRUCTION

- Shelves constructed of 21-gauge 1-1/4" (32 mm) steel tube cross bars
- Metal uprights constructed of 14-gauge steel
- Equipped with two full-length hanger bars
- Top shelf adjustable from 56" to 86" height in 6" increments
- Lower hanger bar assembly is removeable to fit robes or taller uniforms
- Durable black powder-coat finish
- 5" heavy duty swivel casters provide easy maneuverability

WARRANTY

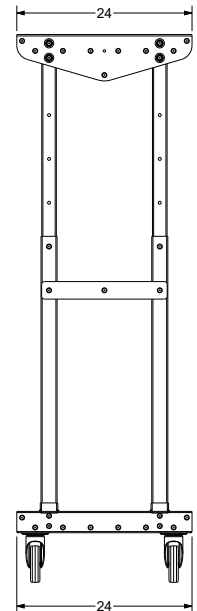
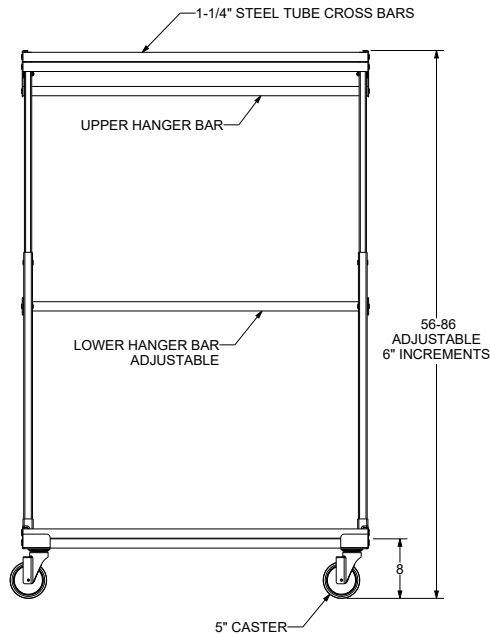

10 Year Limited

DIMENSIONS

Model #	Width	Depth	Height
BS507	47"	24"	56"-86"

WEIGHT CAPACITIES

Total load capacity = 300 lbs. (136 kg)
Top shelf load capacity = 25 lbs. (11 kg)
Hanger bar load capacity = 150 lbs. (68 kg)



This specification information is provided for general reference only and is subject to change without notice. While every effort has been made to ensure accuracy, Marco makes no warranties, express or implied, regarding the completeness or correctness of the details presented. Users should always verify specifications with the latest product documentation before making any purchasing decisions.


CONSTRUCTION

- Sides, tops, bottoms, and partitions are 3/4" thick, 45# particleboard with thermofused laminate finish applied to both sides
- Back panels are 5/8" thick, 45# particleboard with thermofused laminate finish applied to both sides
- 3mm PVC edge banding is applied with hot melt glue to all visible edges
- Shelves are constructed of thermofused composite wood
- Shelf spacing is 1-1/2" and shelves adjust to 3" in 1/2" increments
- Durable, smooth-rolling swivel casters let you take your sheet music anywhere
- All folio cabinets come with labeling strips

OPTIONAL DOORS

- Laminate: 3/4" thick 45# particleboard with thermofused melamine finish applied to both sides. All edges covered with machine applied 3mm PVC edge banding with hot melt glue
- Optional locks available for doors

LAMINATES



WARRANTY

10 Year Limited


CERTIFICATIONS

Worksurfaces are UL Greenguard Gold certified

FEATURES



Cabinet models available with or without wood laminate doors.



Cabinet models available with or without casters.

This specification information is provided for general reference only and is subject to change without notice. While every effort has been made to ensure accuracy, Marco makes no warranties, express or implied, regarding the completeness or correctness of the details presented. Users should always verify specifications with the latest product documentation before making any purchasing decisions.

All dimensions are listed by Width x Height x Depth in inches.

FOLIO CABINETS

Specifications

BS410

CABINET SIZE:
27.75 x 49.75 x 19.5

**INDIVIDUAL
COMPARTMENT:**
11.75(W) x 17.13(D)

SHELVES: 52



Mobile

BS404

CABINET SIZE:
27.75 x 52.75 x 19.5

**INDIVIDUAL
COMPARTMENT:**
11.75(W) x 17.13(D)

SHELVES: 52



BS408

CABINET SIZE:
31.75 x 49.75 x 19.5

**INDIVIDUAL
COMPARTMENT:**
13.75(W) x 17.13(D)

SHELVES: 52



Mobile

BS402

CABINET SIZE:
31.75 x 52.75 x 19.5

**INDIVIDUAL
COMPARTMENT:**
13.75(W) x 17.13(D)

SHELVES: 52



BS411

CABINET SIZE:
41.25 x 49.75 x 19.5

**INDIVIDUAL
COMPARTMENT:**
11.75(W) x 17.13(D)

SHELVES: 77



Mobile

BS405

CABINET SIZE:
41.25 x 52.75 x 19.5

**INDIVIDUAL
COMPARTMENT:**
11.75(W) x 17.13(D)

SHELVES: 77



BS409

CABINET SIZE:
47.25 x 49.75 x 19.5

**INDIVIDUAL
COMPARTMENT:**
13.75(W) x 17.13(D)

SHELVES: 77



Mobile

BS403

CABINET SIZE:
47.25 x 52.75 x 19.5

**INDIVIDUAL
COMPARTMENT:**
13.75(W) x 17.13(D)

SHELVES: 77



BS412

CABINET SIZE:
54.5 x 49.75 x 19.5

**INDIVIDUAL
COMPARTMENT:**
11.75(W) x 17.13(D)

SHELVES: 102



Mobile

BS406

CABINET SIZE:
54.5 x 52.75 x 19.5

**INDIVIDUAL
COMPARTMENT:**
11.75(W) x 17.13(D)

SHELVES: 102



BS400

CABINET SIZE:
31.75 x 84 x 19.5

**INDIVIDUAL
COMPARTMENT:**
13.75(W) x 17.13(D)

SHELVES: 100

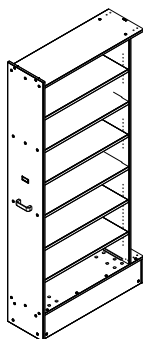


BS401

CABINET SIZE:
27.75 x 84 x 19.5

**INDIVIDUAL
COMPARTMENT:**
11.75(W) x 17.13(D)

SHELVES: 100

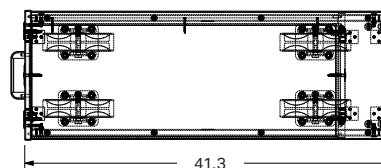
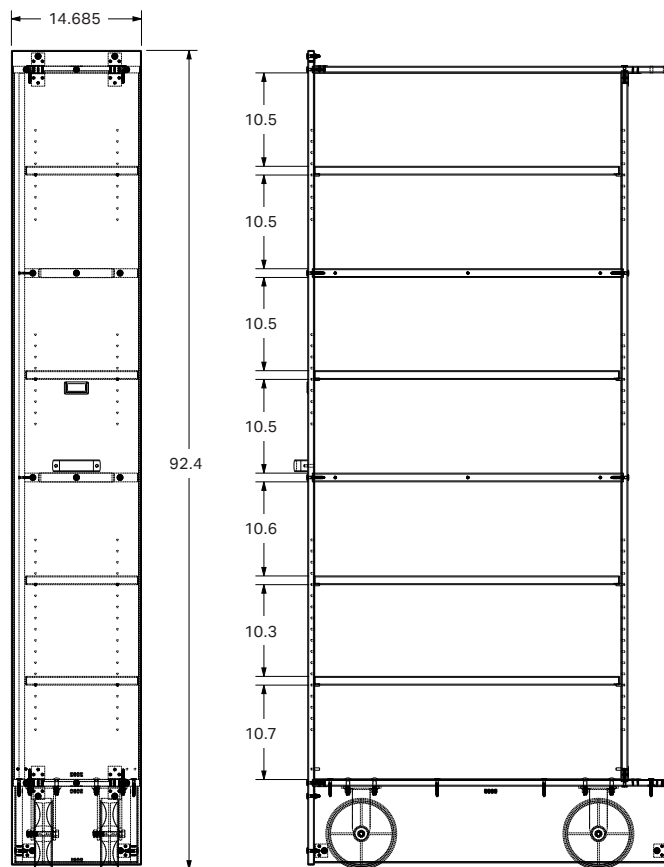


DIMENSIONS


Model	Description	W	D	H	WEIGHT
BS420L	16"W Music Library System	16	44	93	305 lbs
BS420R	16"W Music Library System	16	44	93	305 lbs
BS421L	19"W Music Library System	19	44	93	330 lbs
BS421R	19"W Music Library System	19	44	93	330 lbs
302137	End Panel	.75	44	92.75	85 lbs
202138	Top Panel	65	40	.75	55 lbs

FEATURES

- Sides, tops, bottoms, and partitions are 3/4" thick, 45# particleboard with thermofused laminate finish applied to both sides.
- Shelves are 1" thick, 45# particleboard with thermofused laminate finish applied to both sides.
- Back panels are 5/8" thick, 45# particleboard with thermofused laminate finish applied to both sides.
- 3mm PVC edge banding is applied with hot melt glue to all visible edges.
- Base for unit is supported by 8" heavy duty casters, attached to base with 3/8" x 1-3/4" carriage bolts.
- Base panels assembled with 2" long decorative screws and 1-1/2" steel angle brackets.
- 3 Fixed shelves dado assembled with sides and attached with screws for added strength.
- 4 Adjustable height shelves
- Steel tube welded frame assembly for containment and positioning of multiple units.
- Steel pins for adjustable shelves and label holder for organization of music titles.
- Heavy-duty composite pull handle for comfort and control of large units.
- Sheet Music Capacity (approximate):
 - 190 titles at 1-1/4" (32 mm) spacing per title
 - 240 titles at 1" (25 mm) spacing
 - 300 titles at 3/4" (19 mm) spacing



LAMINATES



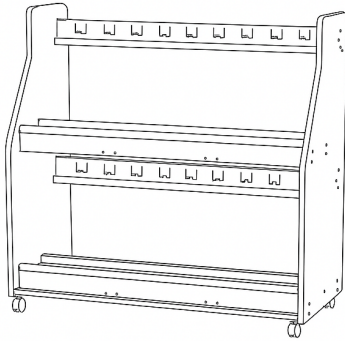
WARRANTY

10 Year Limited

CERTIFICATIONS

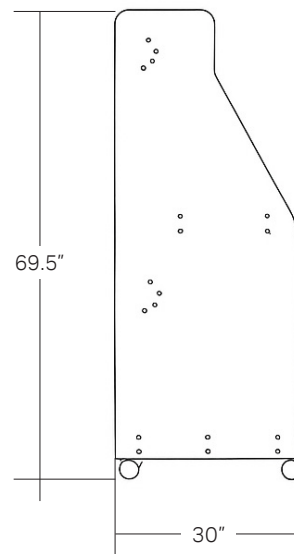
UL Greenguard Gold certified

This specification information is provided for general reference only and is subject to change without notice. While every effort has been made to ensure accuracy, Marco makes no warranties, express or implied, regarding the completeness or correctness of the details presented. Users should always verify specifications with the latest product documentation before making any purchasing decisions.



DIMENSIONS


Model	Description	W	D	H
BS500	Guitar Rack (20 units)	72	30	69.5



CONSTRUCTION

- Side panels are 3/4" thick, 45# particleboard with thermofused laminate finish applied to both sides
- Thermally fused 3mm PVC edge banding
- 3" (76 mm) swivel locking casters
- Lower cross supports are composite wood laminated panels with carpeted edging attached to aluminum angle to protect instruments
- Upper cross supports are composite wood laminated panels with PVC bonded edging to protect instruments
- Includes yokes to support instrument necks
- Some assembly required

LAMINATES



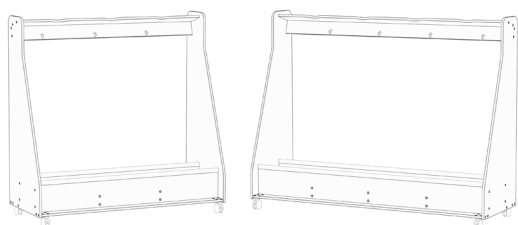
WARRANTY

10 Year Limited

CERTIFICATIONS

Worksurfaces are UL Greenguard Gold certified

This specification information is provided for general reference only and is subject to change without notice. While every effort has been made to ensure accuracy, Marco makes no warranties, express or implied, regarding the completeness or correctness of the details presented. Users should always verify specifications with the latest product documentation before making any purchasing decisions.

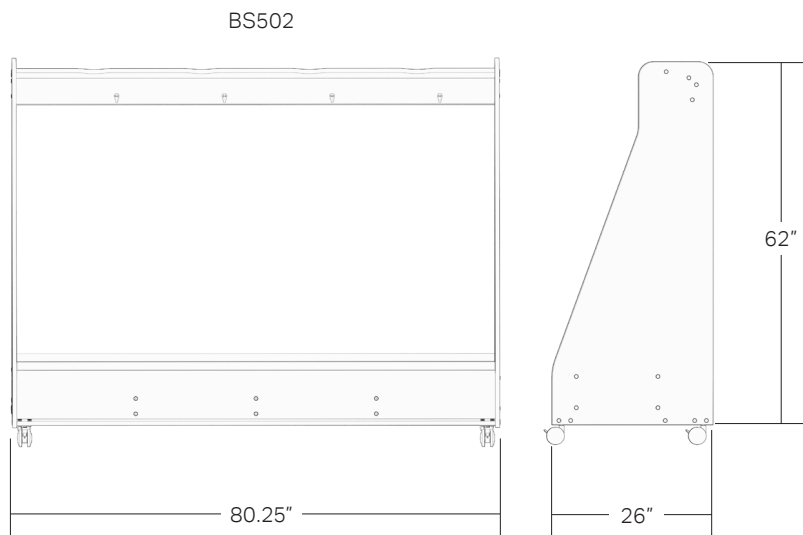
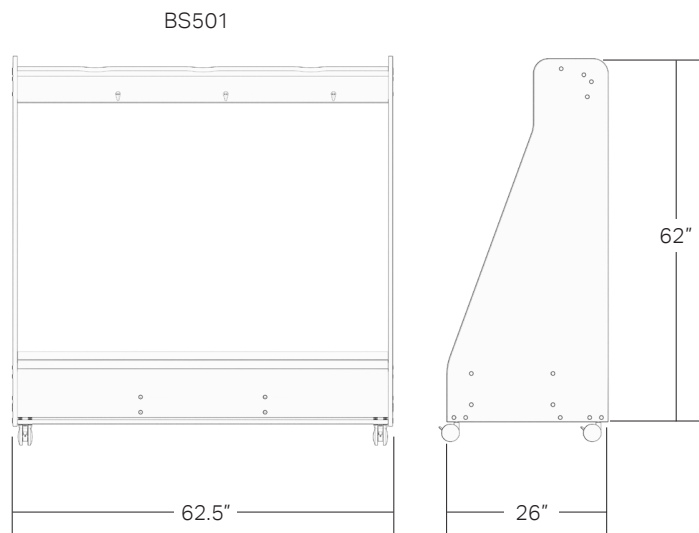


DIMENSIONS


Model	Description	W	D	H
BS501	String Bass Rack (3 units)	62.5	26	62
BS502	String Bass Rack (4 units)	80.25	26	62

CONSTRUCTION

- Side panels are 3/4" thick, 45# particleboard with thermofused laminate finish applied to both sides
- Thermally fused 3mm PVC edge banding
- 3" (76 mm) swivel locking casters
- Lower cross supports are composite wood laminated panels with carpeted edging attached to aluminum angle to protect instruments
- Upper cross supports are composite wood laminated panels with PVC bonded edging to protect instruments
- Includes chrome-plated bow hooks
- Some assembly required



LAMINATES



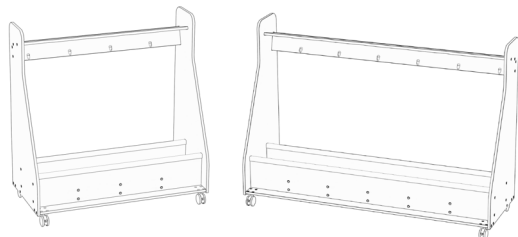
WARRANTY

10 Year Limited

CERTIFICATIONS

Worksurfaces are UL Greenguard Gold certified

This specification information is provided for general reference only and is subject to change without notice. While every effort has been made to ensure accuracy, Marco makes no warranties, express or implied, regarding the completeness or correctness of the details presented. Users should always verify specifications with the latest product documentation before making any purchasing decisions.

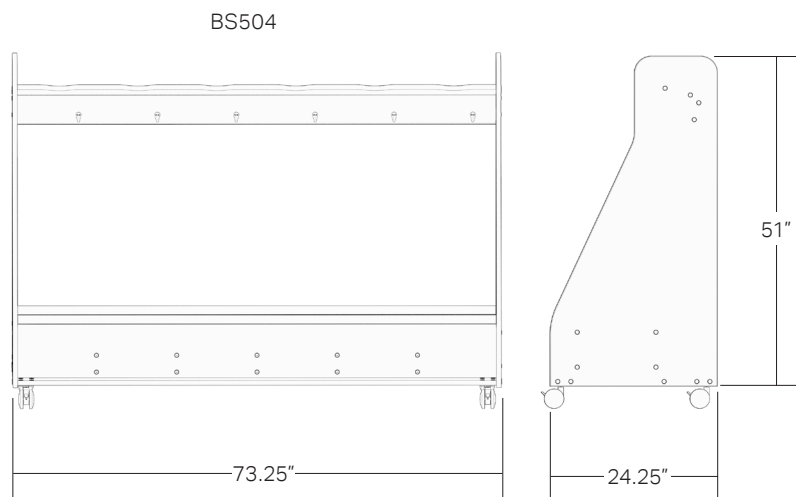
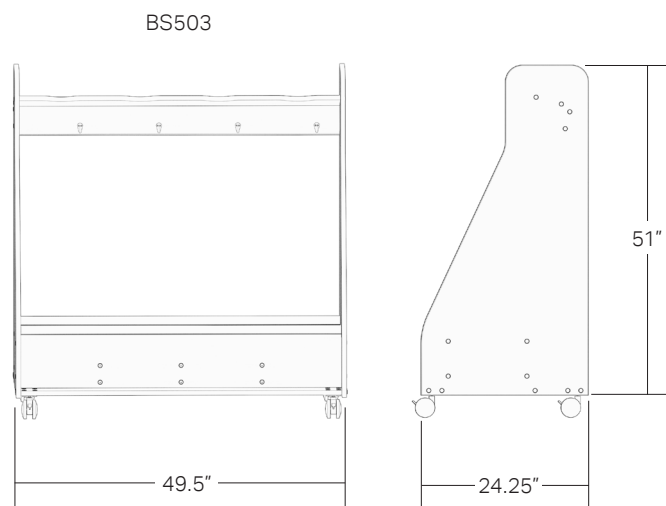


DIMENSIONS


Model	Description	W	D	H
BS503	Cello Rack (4 units)	49.5	24.25	51
BS504	Cello Rack (6 units)	73.25	24.25	51

CONSTRUCTION

- Side panels are 3/4" thick, 45# particleboard with thermofused laminate finish applied to both sides
- Thermally fused 3mm PVC edge banding
- 3" (76 mm) swivel locking casters
- Lower cross supports are composite wood laminated panels with carpeted edging attached to aluminum angle to protect instruments
- Upper cross supports are composite wood laminated panels with PVC bonded edging to protect instruments
- Includes chrome-plated bow hooks
- Some assembly required



LAMINATES



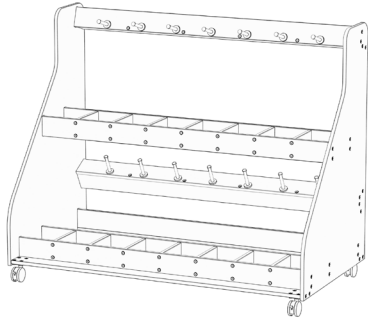
WARRANTY

10 Year Limited

CERTIFICATIONS

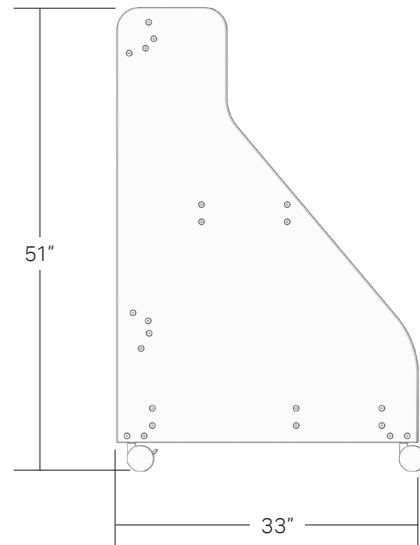
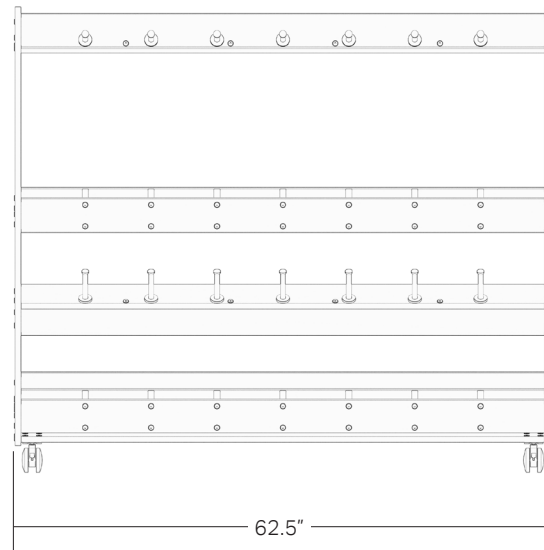
Worksurfaces are UL Greenguard Gold certified

This specification information is provided for general reference only and is subject to change without notice. While every effort has been made to ensure accuracy, Marco makes no warranties, express or implied, regarding the completeness or correctness of the details presented. Users should always verify specifications with the latest product documentation before making any purchasing decisions.



DIMENSIONS


Model	Description	W	D	H
BS505	Violin/Viola Rack (16 units)	62.5	33	51



CONSTRUCTION

- Side panels are 3/4" thick, 45# particleboard with thermofused laminate finish applied to both sides
- Thermally fused 3mm PVC edge banding
- 3" (76 mm) swivel locking casters
- Lower cross supports are composite wood laminated panels with carpeted edging attached to aluminum angle to protect instruments
- Upper cross supports are composite wood laminated panels with PVC bonded edging to protect instruments
- Powder-coated steel spacer pegs
- Some assembly required

LAMINATES



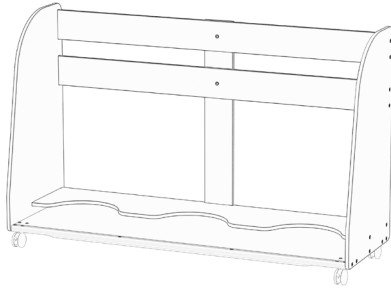
WARRANTY

10 Year Limited

CERTIFICATIONS

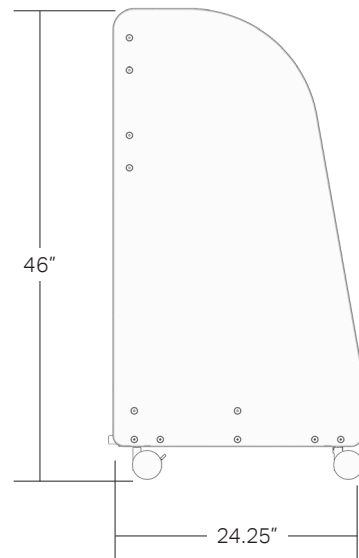
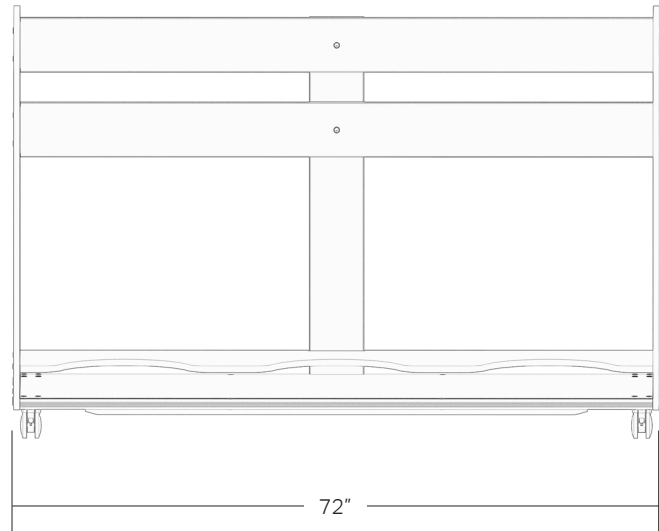
Worksurfaces are UL Greenguard Gold certified

This specification information is provided for general reference only and is subject to change without notice. While every effort has been made to ensure accuracy, Marco makes no warranties, express or implied, regarding the completeness or correctness of the details presented. Users should always verify specifications with the latest product documentation before making any purchasing decisions.



DIMENSIONS


Model	Description	W	D	H
BS506	Tuba Rack (3 units)	72	24.25	46



CONSTRUCTION

- Side panels are 3/4" thick, 45# particleboard with thermofused laminate finish applied to both sides
- Thermally fused 3mm PVC edge banding
- 3" (76 mm) swivel locking casters
- Lower cross supports are composite wood laminated panels with carpeted edging attached to aluminum angle to protect instruments
- Upper cross supports are composite wood laminated panels with PVC bonded edging to protect instruments
- Carpeted bottom
- Some assembly required

LAMINATES



WARRANTY

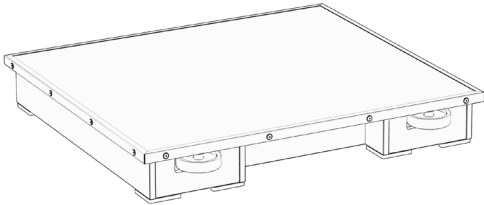
10 Year Limited

CERTIFICATIONS

Worksurfaces are UL Greenguard Gold certified

This specification information is provided for general reference only and is subject to change without notice. While every effort has been made to ensure accuracy, Marco makes no warranties, express or implied, regarding the completeness or correctness of the details presented. Users should always verify specifications with the latest product documentation before making any purchasing decisions.

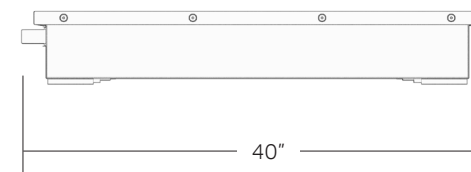

BS350



CONSTRUCTION

- Podium top constructed of 1" thick 45# particleboard with thermofused laminate finish applied to both sides and covered with durable grey carpet. Carpet edges secured with steel edging
- Base structure constructed of 3/4" thick 45# particleboard with thermofused laminate finish applied to both sides. All visible edges are covered with machine applied 3mm PVC edge banding with hot melt glue
- Base panels assembled with 16 Ga. steel plates and #8-3/4" screws. Base secured to top with dado construction and steel plates
- Top edges are wrapped with 16 Ga. steel edging
- Plastic gusset / feet attached at each base structure corner for strength and floor protection
- 5" recessed wheels mounted on front of podium for mobility.
- All steel components finished with durable powder coat paint

Model	Description	W	D	H	WEIGHT
BS350	Single level podium	43	40	6.25	85 lbs



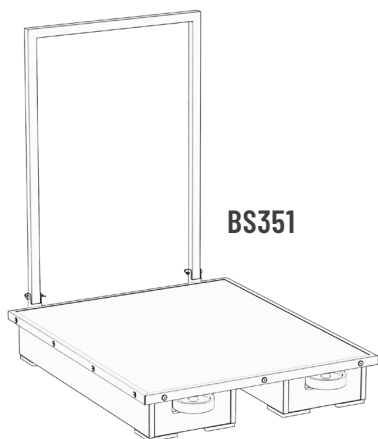
WARRANTY

10 Year Limited

CERTIFICATIONS

Laminate surfaces are UL Greenguard Gold certified

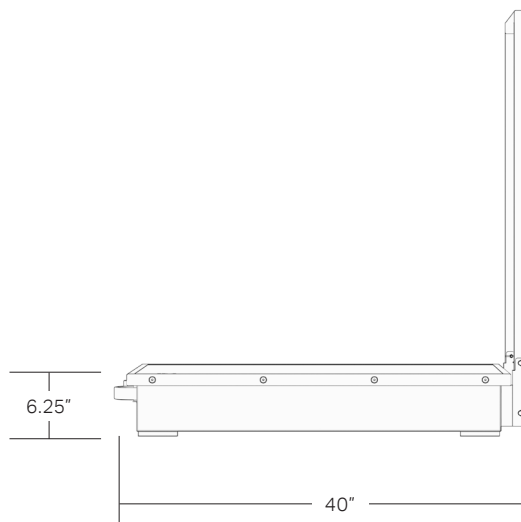
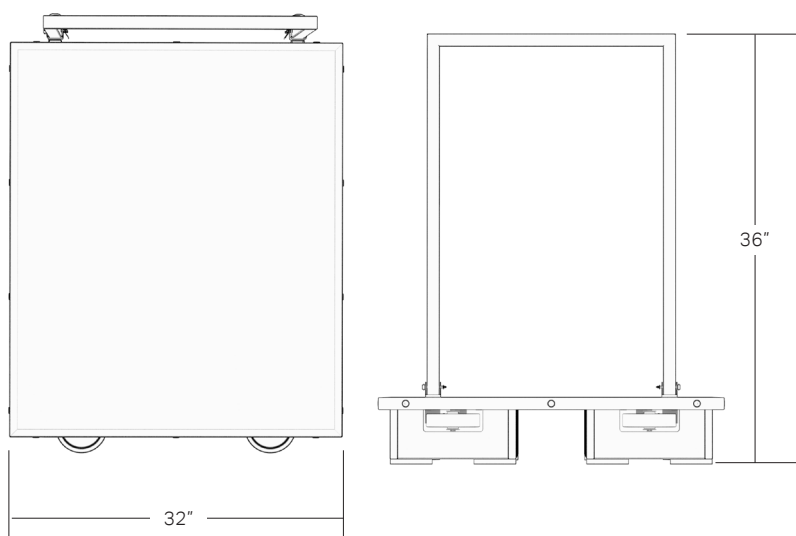
This specification information is provided for general reference only and is subject to change without notice. While every effort has been made to ensure accuracy, Marco makes no warranties, express or implied, regarding the completeness or correctness of the details presented. Users should always verify specifications with the latest product documentation before making any purchasing decisions.



Model	Description	W	D	H	WEIGHT
BS351	Single level podium w/ rail	32	40	6.25	80 lbs

CONSTRUCTION

- Podium top constructed of 1" thick 45# particleboard with thermofused laminate finish applied to both sides and covered with durable grey carpet. Carpet edges secured with steel edging
- Base structure constructed of 3/4" thick 45# particleboard with thermofused laminate finish applied to both sides. All visible edges are covered with machine applied 3mm PVC edge banding with hot melt glue
- Base panels assembled with 16 Ga. steel plates and #8-3/4" screws. Base secured to top with dado construction and steel plates
- Top edges are wrapped with 16 Ga. steel edging
- Plastic gusset / feet attached at each base structure corner for strength and floor protection
- 5" recessed wheels mounted on front of podium for mobility. (Models BS351 & BS352) 1-1/4" 16 Ga. steel 36" tall guard rail. Rail folds flat for storage and is removable. Rail is attached to heavy duty steel brackets and secured to the base structure with 1/4" bolts
- All steel components finished with durable powder coat paint



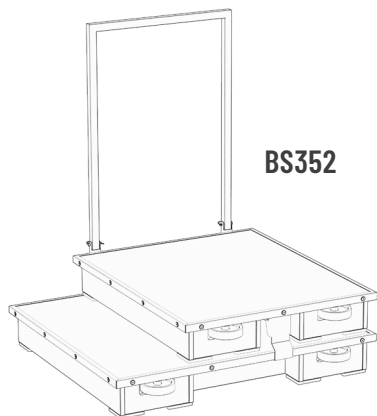
WARRANTY

10 Year Limited

CERTIFICATIONS

Laminate surfaces are UL Greenguard Gold certified

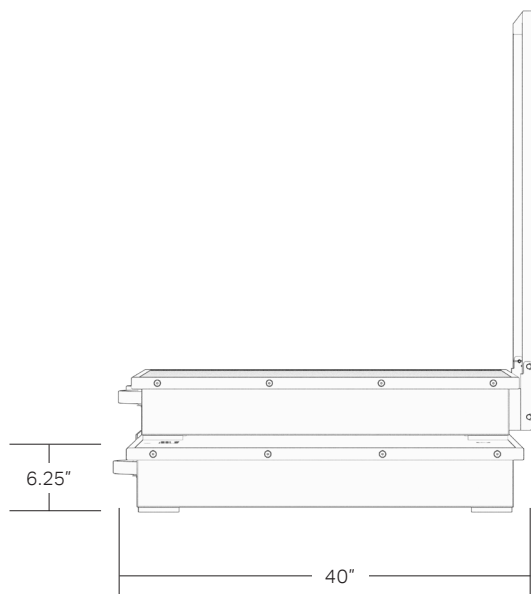
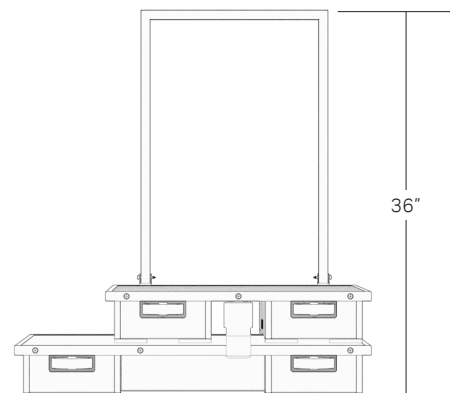

This specification information is provided for general reference only and is subject to change without notice. While every effort has been made to ensure accuracy, Marco makes no warranties, express or implied, regarding the completeness or correctness of the details presented. Users should always verify specifications with the latest product documentation before making any purchasing decisions.



Model	Description	W	D	H	WEIGHT
BS352	Double level podium w/ rail	43	40	12.5	165 lbs

CONSTRUCTION

- Podium top constructed of 1" thick 45# particleboard with thermofused laminate finish applied to both sides and covered with durable grey carpet. Carpet edges secured with steel edging
- Base structure constructed of 3/4" thick 45# particleboard with thermofused laminate finish applied to both sides. All visible edges are covered with machine applied 3mm PVC edge banding with hot melt glue
- Base panels assembled with 16 Ga. steel plates and #8-3/4" screws. Base secured to top with dado construction and steel plates
- Top edges are wrapped with 16 Ga. steel edging
- Plastic gusset / feet attached at each base structure corner for strength and floor protection
- 5" recessed wheels mounted on front of podium for mobility. (Models BS351 & BS352) 1-1/4" 16 Ga. steel 36" tall guard rail. Rail folds flat for storage and is removable. Rail is attached to heavy duty steel brackets and secured to the base structure with 1/4" bolts
- (Model BS352) Upper podium can be secured to the lower podium with a swing away steel clamp
- All steel components finished with durable powder coat paint



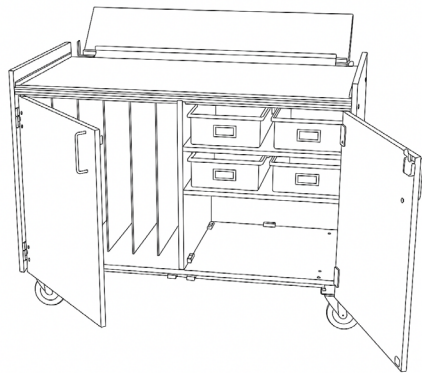
WARRANTY

10 Year Limited

CERTIFICATIONS

Laminate surfaces are UL Greenguard Gold certified

This specification information is provided for general reference only and is subject to change without notice. While every effort has been made to ensure accuracy, Marco makes no warranties, express or implied, regarding the completeness or correctness of the details presented. Users should always verify specifications with the latest product documentation before making any purchasing decisions.

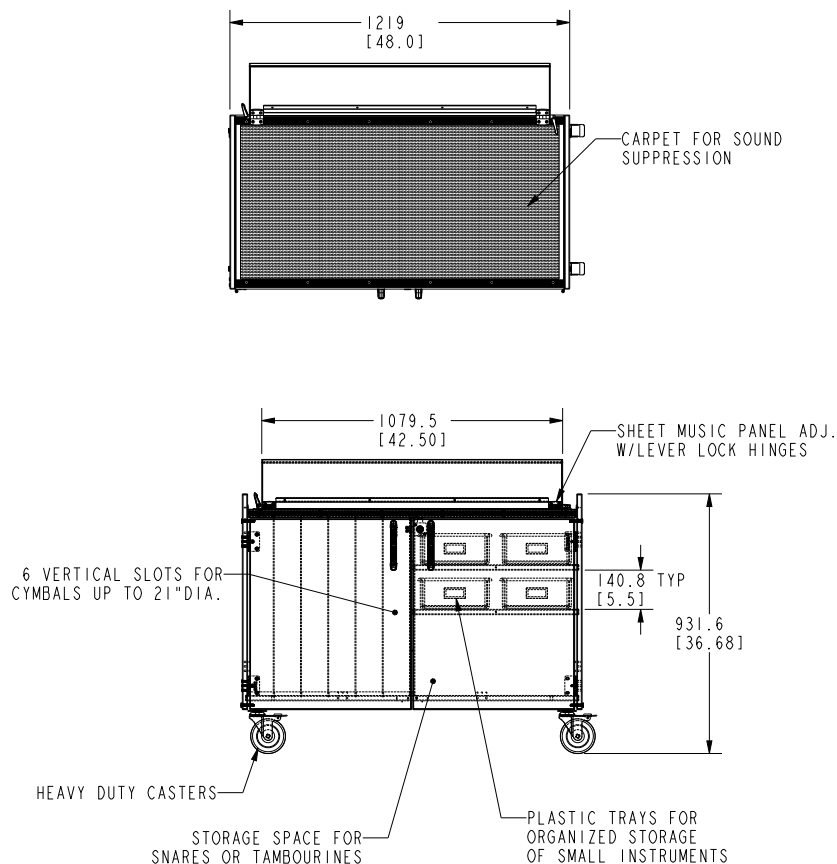


DIMENSIONS


Model	Description	W	D	H	WEIGHT
BS301	Mobile Cymbal Cart	48	26	36.5	250 lbs

FEATURES

- Sides, tops, shelves, bottoms, and partitions are 3/4" thick, particleboard with thermofused laminate finish applied to both sides.
- 3mm PVC edge banding is applied with hot melt glue to all visible edges.
- Large (48"x26") carpeted worktop for keeping instruments quiet
- Six vertical slots for storing cymbals
- Two upper shelves with four plastic trays for organized storage
- Lower compartment has ample room for snare drums or tamborines
- Adjustable folding sheet music holder
- Four heavy-duty casters for easy mobility
- Lockable doors



LAMINATES

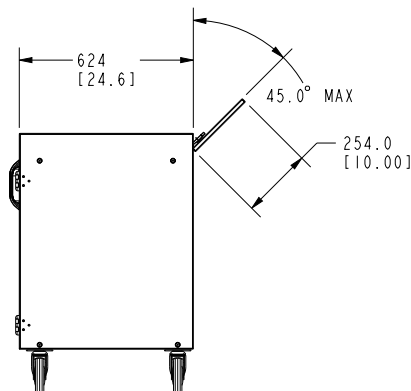


WARRANTY

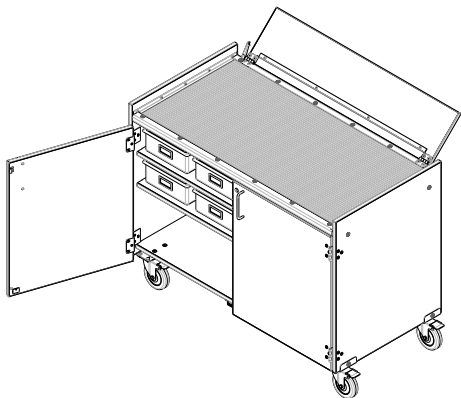
10 Year Limited

CERTIFICATIONS

Worksurfaces are UL Greenguard Gold certified



This specification information is provided for general reference only and is subject to change without notice. While every effort has been made to ensure accuracy, Marco makes no warranties, express or implied, regarding the completeness or correctness of the details presented. Users should always verify specifications with the latest product documentation before making any purchasing decisions.

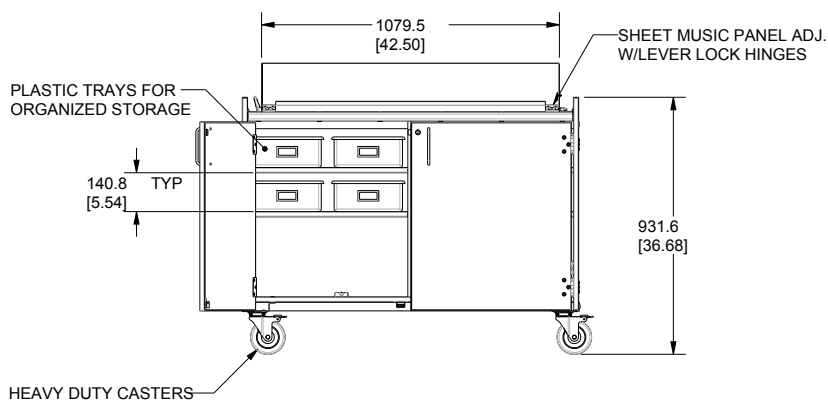
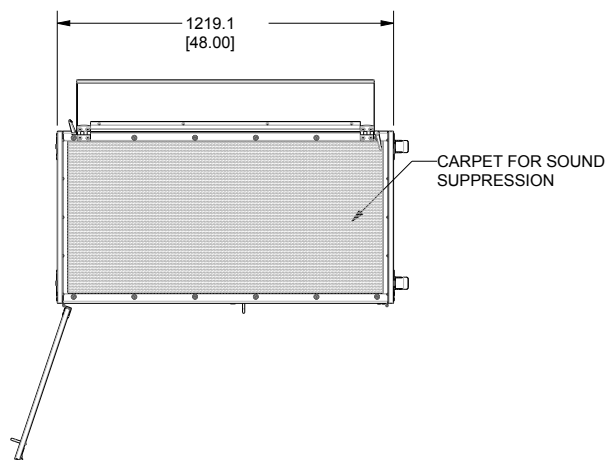


DIMENSIONS


Model	Description	W	D	H	WEIGHT
BS300	Mobile Percussion Cart	48	26	36.5	250 lbs

FEATURES

- Sides, tops, shelves, bottoms, and partitions are 3/4" thick, particleboard with thermofused laminate finish applied to both sides.
- 3mm PVC edge banding is applied with hot melt glue to all visible edges.
- Large (48"x26") carpeted worktop for keeping instruments quiet
- Two upper shelves with eight plastic trays for organized storage
- Lower compartment has ample room for snare drums or tamborines
- Adjustable folding sheet music holder
- Four heavy-duty casters for easy mobility
- Lockable doors



LAMINATES

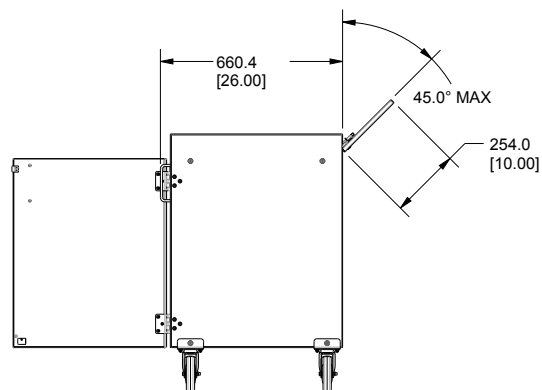


WARRANTY

10 Year Limited

CERTIFICATIONS

Worksurfaces are UL Greenguard Gold certified



This specification information is provided for general reference only and is subject to change without notice. While every effort has been made to ensure accuracy, Marco makes no warranties, express or implied, regarding the completeness or correctness of the details presented. Users should always verify specifications with the latest product documentation before making any purchasing decisions.