



# APEX™ SERIES

Classroom Desks



**MARCO™**  
Environments for Learning



888-627-2601 | [madebymarco.net](http://madebymarco.net)

Scan now to learn more.

## Built for the way students learn.

The Apex Series Desk brings flexibility to the forefront with adjustable legs, space-conscious shapes, and smart add-ons that support real classroom needs.

From solo focus to group work, it's easy to configure and easy to customize—with multiple laminates, edge banding colors, and optional book boxes, casters, and hooks. Compact, adaptable, and always ready to work.

### Accessories sold separately:



Backpack Hook




Locking Casters




2-Sided Book Box



Wire Book Box



Black or Gray Book Box



Markerspace Tray Mount Kit



**Standard Leg**  
Adjust from 21" - 30"

**Toddler Leg**  
Adjust from 17" - 24"

## FEATURES

- Top constructed of 1 1/8" particleboard with thermally fused melamine surface on both sides
- 3mm PVC edge banding bonded with hot-melt adhesive
- Pre-drilled holes for easy leg assembly
- 1" 16-gauge square tubular steel support bar attached to all tables 54" in length or longer
- Four 16-gauge steel legs mounted on a 12-gauge steel plate, fully coated with a durable powder coat finish
- Lower adjustable legs constructed of 16-gauge steel with a durable powder coat finish, tapped at 1" intervals for adjustment from 21" – 30" heights
- Nickel plated nylon swivel glides standard
- UL GREENGUARD GOLD Certified

## SPECIFICATIONS

### TABLETOP LAMINATE OPTIONS



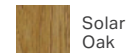
Fusion Maple




Pewter Mesh



High Rise



Solar Oak



Wild Cherry



Veranda Teak



New Age Oak

\*Matching edgeband available for all laminates except Gray Ne=ba



Asian Night



Boardwalk Oak



Gray Nebula

### LEG COLORS

Black

Gray

### DRY ERASE OPTIONS



Glacier White



Mirage



White Dry Erase HPL



Evergreen Mist



Ocean

HPL (High Pressure Laminate) available upon request. Must order a minimum of 25 units in the same color.



Inspid



Tsunami

\*White Dry Erase laminate not available with matching edgeband. Please select from optional edgeband colors.


### EDGE BAND COLOR OPTIONS\*




Black



Blue



Red



Gray




Apple



Orange



Navy



Blueberry



Purple

**Desk Worksurface (Rectangle):**  
30"W x 20"D | 36"W x 20"D  
30"W x 24"D | 36"W x 24"D

**Desk Worksurface (Curve):**  
28"W x 24"D

**Desk Worksurface (Contour):**  
28"W x 24"D

**Desk Worksurface (Gem):**  
29 3/4"W x 33 1/2"D

**Desk Worksurface (Triangle):**  
41"W x 23"D

**Desk Worksurface (Flare):**  
30"W x 24"D

**Desk Worksurface (Chevron):**  
30"W x 25"D | 3"W x 31"D

**Desk Worksurface (Trapezoid):**  
31"W x 20"D  
32"W x 22"D  
36"W x 23"D

**Warranty:** 10 Years

Worksurfaces are UL Greenguard Gold certified.