



CUE™

Pneumatic Desk and Podium Collection



MARCO™
Environments for Learning



888-627-2601 | madebymarco.net

Scan now to learn more.

Move freely. Teach your way.

The Cue Collection puts control in your hands with a height-adjustable desk and mobile podium that flex to fit your teaching style. The podium rolls easily for small group work, one-on-one collaboration, or front-of-class instruction—and reconnects magnetically to form a steady, all-in-one workspace.

Pneumatic adjustment. Smooth mobility.
Built to move with you, not against you.

Optional storage cabinets



2-Drawer
Model 371708
16"W x 21.5"D x 24"H



3-Drawer
Model 371710
16"W x 21.5"D x 28"H

Note:
Desk height must be at least 31.5" high for 3-drawer cabinet to fit under.



Podium Cabinet
Model 371709
24"W x 10"D x 14"H



Pneumatic Podium
Model 372104
30"W x 19.5"D x 28"-42"H



Pneumatic Desk - 60"
Model 371306
60"W x 30"D x 28"-42"H



Pneumatic Desk - 48"
Model 371313
48"W x 30"D x 28"-42"H











FEATURES

- Top constructed of 1-1/8" particleboard with thermally fused melamine surface on both sides
- Thermally fused 3mm PVC edge banding
- Steel leg frame with black or gray powder coat finish
- Lever-activated pneumatic air cylinder raises or lowers desk and podium from 28" to 42" tabletop heights
- Integrated magnets provide secure connection of podium to either side of the desk
- 2-1/2" locking swivel casters for easy mobility








SPECIFICATIONS

WORKSURFACE LAMINATES










Available with matching or colored edge band

 Fusion Maple	 Pewter Mesh	 High Rise	 Solar Oak
 Wild Cherry	 Veranda Teak	 New Age Oak	*Matching edgeband available for all laminates except Gray Nebula
 Asian Night	 Boardwalk Oak	 Gray Nebula	


DRY ERASE OPTIONS

 Glacier White	 Mirage	 Inspid	 White Dry Erase
 Evergreen Mist	 Ocean	 Tsunami	Dry Erase laminates only available with optional edge band colors.



OPTIONAL COLOR EDGE BAND

 Black	 Blue	 Red
 Gray	 Apple	 Orange
 Navy	 Blueberry	 Purple

LEG COLORS

 Black
 Gray

CABINET LAMINATES

 Fusion Maple	 Pewter Mesh	 New Age Oak
 High Rise	 Solar Oak	 Asian Night
 Wild Apple	 Brighton Walnut	 London Gray
 Storm Gray	 Black	 Veranda Teak
 Wild Cherry	 Boardwalk Oak	

WEIGHT CAPACITIES:

Desk
145 lbs (static) / 30 lbs (dynamic)

Podium
90 lbs (static) / 17 lbs (dynamic)

WARRANTY:
10 Years

UL Greenguard Gold certified.