



CAFÉ TABLES

Tables



MARCO
Environments for Learning





Pull up a chair— these tables are ready for anything.

Whether it's a quick break, a group brainstorm, or an impromptu meeting, Marco Café tables bring durable, everyday function to shared spaces. The 3" steel base keeps things sturdy, while thermally fused melamine tops and 3mm PVC edge banding make cleanup easy.

Built for the in-between moments that matter.




FEATURES

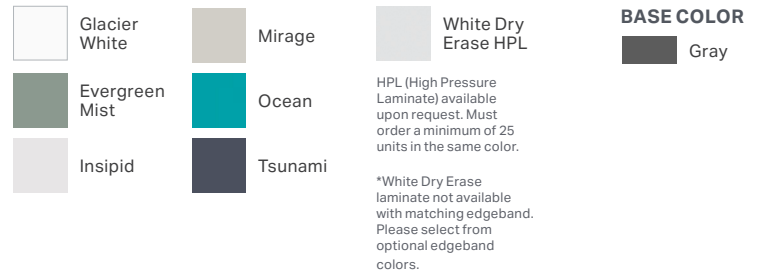
- Top constructed of 1-1/8" particleboard with thermally fused melamine surface on both sides
- Thermally fused 3mm PVC edge banding
- Base columns are 16-gauge steel 3" diameter with a gray powder coat finish
- Round steel bases with gray powder coat finish and adjustable leveling glides

SPECIFICATIONS

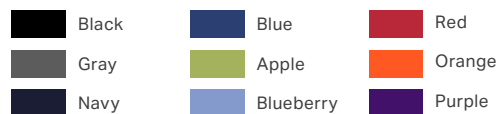
TABLETOP LAMINATE OPTIONS



DRY ERASE OPTIONS



EDGE BAND COLOR OPTIONS*



Warranty: 10 Years

Worksurfaces are UL Greenguard Gold certified.

MODEL SIZES

Sitting Height Café Tables

MODEL NUMBER	SHAPE	DIMENSIONS
MG2543-XX-229GY	30" Round	30"W x 30"D x 29"H
MG2544-XX-229GY	36" Round	36"W x 36"D x 29"H
MG2511-XX-229GY	30" Square	30"W x 30"D x 29"H
MG2512-XX-229GY	36" Square	36"W x 36"D x 29"H

Standing Height Café Tables

MODEL NUMBER	SHAPE	DIMENSIONS
MG2543-XX-242GY	30" Round	30"W x 30"D x 42"H
MG2511-XX-242GY	30" Square	30"W x 30"D x 42"H

Dual Base Café Tables

MODEL NUMBER	SHAPE	DIMENSIONS
MG2548-XX-229GY	Rectangle	72"W x 36"D x 29"H
MG2548-XX-242GY	Rectangle	72"W x 36"D x 42"H